



SUPPLEMENTAL REPORT 2023





Mission:

*To promote and support a workforce system
that creates value and offers employers, families, individuals and
communities the opportunity to achieve and sustain economic prosperity.*

Table of Contents

Overview	5
College Credit for Heroes	7
Skills Development Fund	19
Trade Adjustment Assistance	23
Works Wonders	27
Appendices	33

For additional information on
TWC's activities in 2023,
visit our Annual Report
<https://bit.ly/2023-Annual>



OVERVIEW

This report is submitted in accordance with Texas Labor Code 301.065 requiring the Texas Workforce Commission to submit a Supplemental Annual Report to the Governor and Texas Legislature. TWC's 2023 Supplemental Annual Report contains data on the following TWC programs:

- ▶ College Credit for Heroes
- ▶ Skills Development Fund
- ▶ Trade Adjustment Assistance
- ▶ WorksWonders: Texas Purchasing from People with Disabilities

The information detailed in this report reflects the work of Texans across the state dedicated to providing superior workforce services. We are proud to present this report, which highlights the successes of specific TWC programs. With the support of the Governor and the Texas Legislature, TWC will continue to offer high-quality assistance and resources for the people and employers of Texas.



A handwritten signature in black ink that reads "Bryan Daniel".

Chairman Bryan Daniel
Commissioner
Representing the Public



A handwritten signature in black ink that reads "Alberto Treviño III".

Alberto Treviño III
Commissioner
Representing Labor



A handwritten signature in black ink that reads "Joe Esparza".

Joe Esparza
Commissioner
Representing Employers



COLLEGE CREDIT FOR HEROES

Introduction

The College Credit for Heroes (CCH) program was established to remove barriers faced by veterans and transitioning service members (TSMs) in their pursuit of licenses, certifications, degrees, or accreditation and to help them leverage their military experience for a smoother transition into the Texas workforce.

Texas educational institutions appreciate the value of student veterans and recognize that their military experiences, education, and training are equivalent to college-level credits. In November 2019, TWC collaborated with Texas CCH institutions to create a more cohesive and robust CCH network. In February 2020, TWC introduced a new grant program known as the CCH Capacity Building Program. This grant program was designed to assist Texas institutions in developing or enhancing integrated systems for evaluating military transcripts, marking a significant progression from the initial Acceleration Curricula grant program that was in effect from 2011 to 2018.

The Acceleration Curricula grants have yielded impressive results to date. CCH has awarded a total of 43 grants to 19 Texas colleges and universities. These grants have identified over 100 courses across various fields such as business, emergency medical services, surgical technology, respiratory therapy, health information technology, nursing, cybersecurity, information technology, advanced manufacturing, and logistics that align with Acceleration Curricula guidelines.

However, the foundation for the continued growth of the CCH program extends beyond grants and technological resources. Texas Institutions of Higher Education (IHEs) play a pivotal role in ensuring CCH's success. The program relies on veteran friendly colleges and universities who appreciate the contributions of veteran and Transitioning Service Members, understanding the positive impact their knowledge and skills bring to the civilian workforce. Stakeholders, including TWC staff and representatives from Texas military bases, convene annually to exchange best practices, address challenges, and outline future steps. These exchanges serve to enhance the innovation and creativity of the CCH network, draw lessons from experiences, and advance the overarching goal of preparing veterans and TSMs for successful entry or re-entry into the workforce.

As more Texas IHEs join the CCH program, the knowledge of best practices becomes essential for the efficient adoption of processes that span multiple areas. To date, best practices have been identified in the following focal areas: workforce development, accreditation and certification, outreach to the military, and institutional procedures. Each of these areas is detailed further below.

Focus Areas - Best Practices

Workforce Development

1. Design programs that facilitate the swift transition of veterans and TSMs into the civilian workforce, eliminating unnecessary redundancies in coursework.
2. Ensure that new curricula gain approval from national or state accrediting or licensing bodies or undergo internal approval processes within the institution. Prioritize occupations with high demand or rapid growth in the workforce.
3. Foster collaboration with industry contacts to connect veterans with potential employers. Encourage industry representatives to visit military training facilities to gain a deeper understanding of military curricula and training.

Accreditation and Certification

4. Evaluate military-based education to identify alignment between military learning objectives and those of colleges and universities.
5. Develop alternative pathways to meet national or state certification and accreditation standards, including competency-based learning, skill assessment for alignment with college course requirements, and non-traditional testing procedures.
6. Understand internal and external processes and timelines for new program development, anticipating approval processes both within and outside the institution.
7. Use established CCH models to replicate streamlined curricula across the state, creating networks for collaboration among Texas colleges and universities.

Outreach to the Military

8. Support outreach efforts led by military education leaders and officers who possess knowledge of military training and education, as well as strategies to engage veterans and TSMs.
9. Effectively target and engage specific populations of veterans and TSMs who are most likely to benefit from the CCH program, offering tailored events and services.
10. Encourage faculty visits to military training installations and facilitate meetings between faculty and military instructors to enhance understanding of military education and training.

11. Promote the sharing of curricula between military education staff and IHE faculty, conducting training sessions for military personnel and arranging meetings for collaboration.

Institutional Procedures

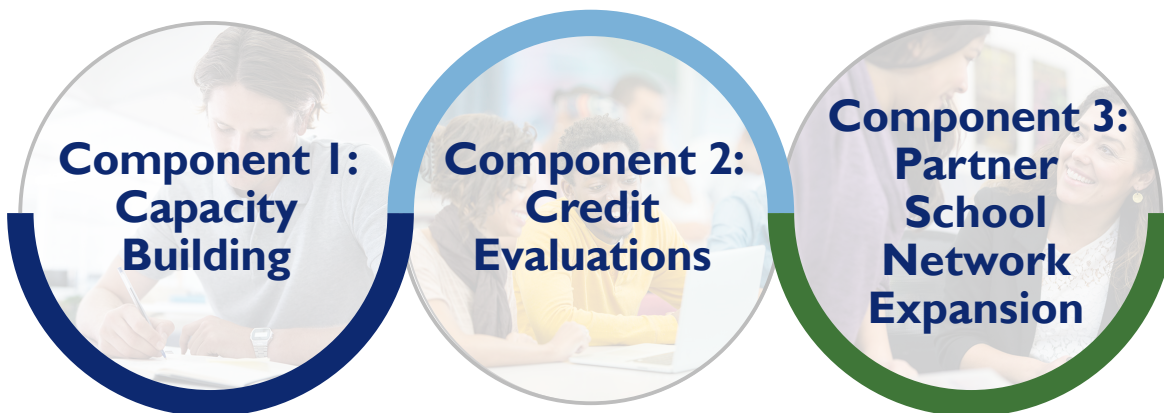
12. Ensure institutional-level buy-in and support for recognizing military experience as valuable for college credit. Garner broad support within the institution for CCH programs, emphasizing expectations before program launch.
13. Implement Prior Learning Assessments (PLAs) to gauge the knowledge and skills of all student veterans, even in cases where standardized exams do not exist, reducing program costs and completion time.
14. Establish cross-sectional communication channels with external groups such as businesses and veterans' support organizations to optimize program design.
15. Maintain regular meetings with industry contacts to promote CCH awareness and obtain feedback for program improvement.



16. Inform IHE stakeholders about VA work-study programs that benefit veteran students by offering various roles on campus.
17. Utilize external resources such as attending military or veterans' conferences, joining listservs, and seeking guidance from local veterans' organizations to create effective programs.
18. Conduct fiscal impact assessments for policymakers and potential funders, highlighting CCH success metrics and benefits to IHEs.
19. Keep records of all military training and occupations evaluated, even if no credit is recommended, as these serve as a valuable foundation for future evaluations.
20. Require Green-Zone training for faculty and staff at CCH partner institutions to enhance their understanding of military culture and better address the needs of veteran students.
21. Offer student veterans refresher training in addition to course credit awards to ensure they can adequately refresh their knowledge and perform well on standardized assessments.

Program Reports

The activities within the CCH Network involve ongoing efforts by TWC and Texas Higher Education Coordinating Board (THECB) staff to identify opportunities for program expansion and improved service delivery to veterans and TSMs. These efforts include discussions between TWC staff and CCH stakeholders, with a specific focus on the program's three core components:



Component 1: Capacity Building

On Feb. 20, 2022, TWC initiated a request for applications (RFA) for the CCH Capacity Building Program, inviting eligible applicants to participate. This program was established to empower IHEs in enhancing or creating robust military evaluation processes. Its core objective has been to implement a system for identifying and monitoring student veterans actively engaged in the CCH program. In the same year, TWC granted a total of \$199,654.00 under the CCH Phase 8 Capacity Building Grant to one Texas-based IHEs: Brazosport College (BC).

Funding for the CCH Capacity Building Program will span two years, encompassing two distinct phases: planning and implementation, each lasting twelve months. The program’s primary objectives for its grantees are elaborated below and are detailed comprehensively in the Program Reports submitted by each college recipient.

Goals of the CCH Capacity Building Program Grant:

22. Establish and document a pilot Military Transcript evaluation process designed to ensure the consistent awarding of academic credits to all veterans and service members submitting Military Transcripts for ten commonly recognized military courses or experiences.
23. Create a sustainable tracking methodology for students actively participating in the CCH Program. This system aims to precisely assess the benefits received by students and verify that processes and policies are consistently applied throughout the institution.
24. Recruit advocates and resources for the CCH Program from the ranks of current students, alumni, and faculty who have experience with or are currently engaged in the program. These individuals will serve as program champions.
25. Seamlessly integrate CCH Program information into existing resources designed for Veterans and Active-Duty Service Members.

Capacity Building, Phase I – “Planning Period”

During this initial phase, TWC collaborated closely with BC to oversee the administration of the CCH – Phase 8 Capacity Building grant. The outcome of this collaboration was the development of innovative and cooperative programs. These initiatives are intended to enable this IHE to optimize the recognition of college and workforce credits for military experiences, education, and training. As demonstrated in the Program Report provided below, CCH partner IHE have undertaken revisions to their academic curricula and criteria for awarding college credits to align with their program goals.

Brazosport College

Develop and Document a Military Transcript Evaluation Process

BC achieved notable progress in the development and implementation of a comprehensive PLA process aimed at awarding Credit for Prior Learning (CPL) to veterans. This process assesses military education, training, experience, and credentials, converting them into college credits to establish seamless academic pathways for military-affiliated students. Highlights of this period include the documentation of PLA, updating CPL regulations, engagement with significant stakeholders, and integration of program information for outreach and collaboration.

BC has successfully identified ten distinct career fields that are pertinent to its mission of promoting meaningful educational pathways for military-affiliated students. These pathways are condensed for maximum award of CPL within Health Science, Information Technology and Cybersecurity, and Leadership and Innovation pathways. This strategic initiative reflects BC’s commitment to catering to the diverse needs of military personnel transitioning into civilian life.

BC's proactive approach to degree program development remains a cornerstone of its efforts. Recognizing the need for tailored educational offerings, BC has undertaken the task of creating new Associate of Applied Science (AAS) and Bachelor of Applied Technology (BAT) degree programs. One BAT degree is currently under final review, and an Associate of Applied Science (AAS) degree program is in the development phase. These programs are meticulously designed to accommodate individuals from various military career backgrounds.



Develop a Sustainable Program Data Tracking System

BC's efficient process for evaluating military transcripts continues to be a hallmark of its approach. The Joint Services Transcript (JST) is seamlessly integrated into BC's student information system by the BC Military Counselor, becoming an official part of the student's academic record. Subsequently, the PLA Coordinator utilizes the DoD's MilGears platform to map the JST data to BC's degree plans using the Integrated Postsecondary Education Data System (IPEDS) data. This process also extends to linking student information to labor market data and industry credential opportunities.

Recruit Program Champions

All faculty champions attend a mandatory training and various informational events to support continued learning about the CCH Program and the PLA process. Faculty champions are trained to assist other faculty and staff in the military transcript evaluation process. Below, you will find the following champions staff and faculty positions.

- ▶ Dean of Instruction for Health & Industrial Technology and Director of Workforce Development
- ▶ Faculty Health Services Management and Chair, Programs Development
- ▶ Dean for Student Services
- ▶ Faculty Industrial Management and Chair, Industrial Management Program
- ▶ Veterans Services Counselor

Integrate CCH Program Information into Veteran or Active-Duty Service Member Evaluations

BC's proactive outreach efforts have been noteworthy. The institution has actively participated in events and collaborations with various organizations, including the Council of College & Military Educators (CCME), annual VOW 22 Suicide Awareness March, and engagements with military recruiting stations and civilian liaisons. Additionally, BC has made effective use of the DoD-approved MilGears materials for presentations and demonstrations.



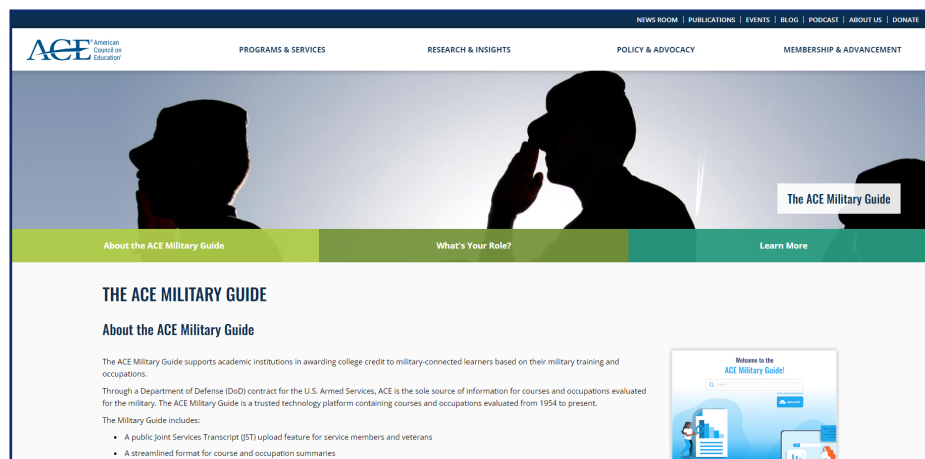
Component 2: Evaluations of Credit

As evident from the reports provided earlier, certain Texas IHEs have forged partnerships with the American Council on Education (ACE) and have embraced the use of the ACE online guide as a tool for assessing military courses and assigning them academic credit. This guide encompasses a comprehensive listing of recommended credit units across various academic disciplines, as well as delineates the requisite learning outcomes, instructional topics, and associated competencies.

Within the ACE guide, there are exhibits that substantiate credit recommendations for specific subject areas. These exhibits offer precise guidance to registrars, deans, and other academic administrators who are tasked with incorporating military courses into their respective institutions' degree requirements.

In parallel with their utilization of the ACE military guide, institutions participating in the CCH program continue to adhere to their individualized local policies and evaluation processes when determining and bestowing academic credit. It is during these evaluations that these IHEs employ innovative methodologies to gauge the depth of knowledge and skills attained by veterans, and subsequently, credit is awarded in accordance with the outcomes of these assessments.

Among the inventive approaches adopted by IHEs are methods such as PLAs, credit-by-examination procedures, and structured interviews. Subsequent to these evaluations, an overview summarizing the credits awarded as a result of these innovative methods will be presented.



Average Credit Hours per Veteran: CCH Grantees

The data from the 2022 study conducted under HB 493 reveals a notable rise in the average number of credit hours awarded to veterans and transferred to CCH grantees and CCH partner schools compared to the previous academic year. In 2022, veterans received an average of 43 credit hours, a substantial increase from the 7 credit hours reported in 2021. This increase in credit hours for 2022 not only suggests a heightened interest in the CCH program overall but also suggests that IHEs may have enhanced and streamlined their reporting procedures.

Note: As the sole CCH grantee for 2022, BC designed a Paramedic Emergency Medical Services which led to awarding 43 academic credit hours for this program.

Component 3: Network of CCH Partner Schools

Since the award of academic credit is contingent upon the endorsement of the respective Texan educational institution, it is imperative for student veterans to possess an acute awareness of, and active participation in, the CCH program. During the nascent stages of the program's inception, educational institutions entered a formal Memoranda of Understanding (MOU) wherein they committed to undertaking a comprehensive review of evaluations conducted through the CCH portal. In this commitment, they pledged to grant an optimal and pertinent number of college credits to deserving individuals.

However, as the CCH program has evolved and matured over time, a significant number of educational institutions have elected to formulate their own distinct evaluation systems. These alternative systems are designed to supplant the reliance on CCH portal evaluations and the previously established MOU agreements. In favor of more localized criteria and, in certain instances, the discerning examination of data furnished within a student's JST, this shift in approach has become more pronounced.

The JST, duly acknowledged as an "academically accepted document approved by ACE for the validation of a service member's military occupational experience and training, together with the corresponding ACE college credit recommendations," represents a pivotal instrument in this new paradigm. Additional information regarding the JST can be accessed via the following hyperlink: <https://jst.doded.mil/faq.html>.

In summary, the transformation in the CCH program's dynamics underscores the significance of proactive engagement by student veterans, underscores the fluidity of evaluation processes at Texan educational institutions, and emphasizes the pivotal role played by the JST as an authoritative document validated by ACE.

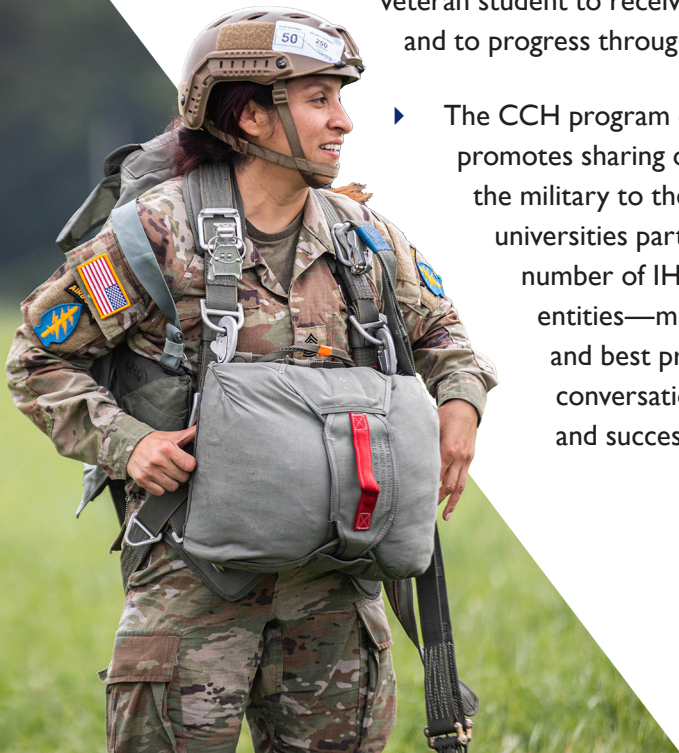
A JST typically includes the following:

- ▶ Service member data
- ▶ Military course completions for courses that have been evaluated by ACE
- ▶ Military occupations
- ▶ College-level test scores
- ▶ Other learning experiences, including courses not evaluated by ACE
- ▶ Summary page
- ▶ An "Academic Institution Courses" page indicating degrees and certifications completed by the service member and courses completed using military tuition assistance (This final page is not included in the Army)

The CCH program has evolved into a well-established network of educational institutions, the majority of which have transitioned to localized evaluation and credit programs in 2022. Out of the institutions that contributed HB 493 survey data for this specific reporting period, all adhered to localized evaluation procedures. Notably, all the institutions taking part in the HB 493 survey recognize the significant value of military experience and maintain a steadfast commitment to supporting veterans as they embark on and complete their postsecondary education journeys. To access a comprehensive list of schools that have been or are currently involved in the CCH program, please refer to Appendix I: CCH Partner Schools.

College Credit for Heroes Highlights

- ▶ The work accomplished by the partner schools throughout all components of the CCH program—acceleration curricula, evaluations of credit, and a network of schools resulted in the following findings and observations:
- ▶ CCH is cost-effective and expedites TSMs' and veterans' transitions into the civilian workforce. Fiscal impact studies provided by partner schools through each of the phases of CCH demonstrate that veterans and TSMs, colleges and universities, and state and federal governments benefit from a program that recognizes the value of experience, education, and training gained by service members and awards college credit accordingly.
- ▶ Many IHEs participating in the CCH program have developed local evaluation systems in which faculty and/or administrators' complete evaluations and award credit according to local criteria. This localization is due to a requirement from the Southern Association of Colleges and Schools Commission on Colleges. The organization requires colleges to establish local processes for transferring credits earned at other colleges or credits awarded for prior learning.
- ▶ The majority of faculty and/or administrators at participating CCH schools prefer to complete local evaluations of military experience, education, and training. According to CCH contacts, evaluations based on local criteria and JSTs are more closely aligned with programs of study within a specific college, better reflect a college's unique programs and services offered to veterans and alleviate any unknowns when receiving evaluations and/or awards of credit from other IHEs.
- ▶ Each veteran student's military experience is unique and should be addressed accordingly. In addition to localized evaluations and awards of credit for military experience, many Texas colleges and universities have established local support systems that include academic and personal support to ensure successful transitions from the military to postsecondary education and, ultimately, the workforce.
- ▶ Schools that award credit following competency-based interviews and/or assessments view this approach as a promising practice that warrants additional exploration. Competency-based education allows the veteran student to receive credit for successful demonstrations of knowledge and skills and to progress through a program at his or her own pace.
- ▶ The CCH program creates awareness of the value of military experience and promotes sharing of best practices in working with veterans transitioning from the military to the workforce. While a significant number of Texas colleges and universities participate in the CCH program, there is an equally significant number of IHEs that have developed local programs to support veterans. All entities—military, education, government—benefit when support strategies and best practices are shared. Going forward, CCH staff will encourage conversations among all entities, regardless of program, to ensure support and success for student veterans.



Supplemental

TWC is required, in consultation with THECB, to report:

1. The number of academic credit hours awarded under the program and applied toward a degree or certification program at an institution of higher education during the most recent academic year.
2. Program-related results, best practices, and additional measures needed.

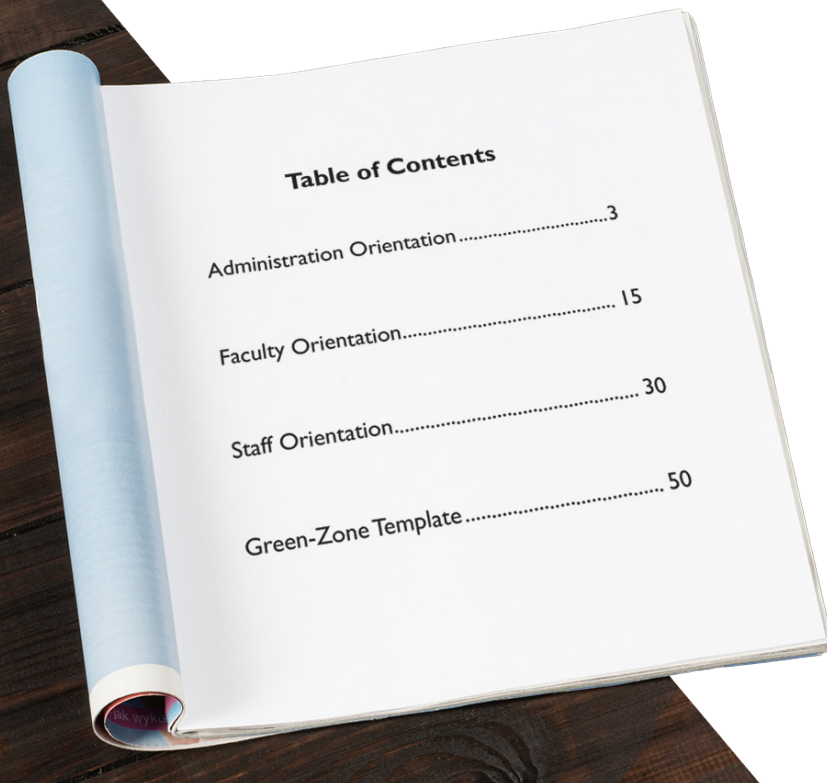
TWC is also required to report the measures needed to facilitate the award of academic or workforce education credit by institutions of higher education for military experience, education, and training obtained during military service and other related measures needed to facilitate the entry of trained, qualified veterans and military servicemembers into the workforce.

The following recommendations originated from final project reports submitted by colleges and universities participating in CCH:

1. Encourage Texas colleges and universities to adopt the 100 acceleration curricula developed by CCH colleges, facilitating awards of associate degrees, workforce licenses, and certifications upon approval by THECB.
2. View the CCH program as a network of Texas colleges and universities that recognize the value of military experience, education, and training and offer successful education and support programs designed specifically for veterans.
3. Increase awareness of a CCH network across multiple entities, including IHEs, military installations, National Guard armories, and Reserve centers, and a variety of audiences, including veterans, employers, and other stakeholders.
4. Support the further development and growth of a network of CCH schools, enabling schools to:
 - a. Share best practices, acceleration curricula, evaluation strategies, and lessons learned; and
 - b. Build partnerships with local industries and military installations.
5. Highlight successes of locally developed programs to:
 - a. Foster a post-military, college-going culture and
 - b. Enable veterans and service members to learn more about the services and programs offered by IHEs of their choice.



6. Establish a long-term (three to five years) CCH presence at two-year colleges. This long-term presence will help in the growth and sustainability of a CCH network by:
 - a. Developing programs beyond the creation of individual pathways.
 - b. Strengthening efforts to sustain and improve services to veterans.
 - c. Allowing for sharing of best practices (for example, evaluations and assessments) in supporting student veterans.
 - d. Creating new pathways that exceed the parameters of previous CCH grants.
 - e. Increasing awareness of a CCH network.
 - f. Developing articulation agreements to increase transferability of credits among IHEs.
7. Create a CCH handbook to support local evaluation efforts and set forth guidelines, expectations, and desired objectives. The handbook could include orientation materials for administration, faculty, and staff, as well as a Green-Zone template.
8. Encourage greater use of PLAs and other competency-based models to maximize award of credit for military experience, education, and training. PLAs and competency-based and challenge exams award credit for demonstrated experience, saving student veterans valuable time and GI Bill benefits.



9. Encourage the development of articulation agreements between community colleges and four-year educational institutions to enhance the academic progression of veterans and service members.
10. Encourage collaboration among TWC, THECB, military installations in Texas, and colleges and universities (that is, members of a CCH network) to improve the award of college credit and the transition to the civilian workforce.
11. Highlight the fiscal impact of admitting veterans and service members to accelerated programs and awarding credit accordingly. Through acceleration, student veterans use fewer funds to earn degrees and certifications, greatly enhancing their chances for post-military success. Their success, in turn, ultimately benefits the growing Texas economy.





SKILLS DEVELOPMENT FUND

Introduction

The Skills Development Fund (SDF) grant program supports customized job skills training for incumbent and new employees in collaboration with Texas public community and technical colleges, and local employers. TWC draws on funding from SDF to support dual credit high school programs as well as career and technical education. TWC works closely with employers and training providers to ensure that training meets specific performance measures while benefitting both employers and trainees.

The SDF grant program has provided training opportunities in partnership with more than 4,800 employers to upgrade or support the creation of more than 428,900 jobs throughout Texas since the program's inception in 1996. More than \$18.6 million was allocated to the Skills Development Fund for grants in FY 2023.

This report highlights TWC's implementation of the SDF program in partnership with public community and technical colleges, Texas A&M Engineering Extension Service (TEEX), local workforce development boards, and school districts to meet the workforce training needs of Texas businesses.



Program Reports

Skills Development Fund

In FY 2023, TWC's SDF programs received 93 proposal submissions totaling \$22,365,190. The proposals included applications for Skills Development Fund, Skills for Small Business, and Dual Credit programs.

The requests resulted in the following: 43 SDF projects with an average award amount of \$372,929, serving 61 businesses and supporting the creation of 2,779 new jobs while assisting with the upskilling of 6,256 existing jobs; 5 Dual Credit grants with an average award of \$180,018; 23 Skills for Small Business grants, with an average award of \$79,890.

Statewide, the average wage paid to workers trained with Skills grants increased from \$10.33 per hour in FY 1996 to \$33.84 per hour in FY 2023.





SKILLS

Development Fund

Employer Contribution

Business partners support Skills Development Fund projects by providing wages for the trainees during their enrollment in courses, allowing use of existing training resources, covering necessary portions of course costs, offering supplemental training not included in the Skills Development grant, and/or helping to pay the salaries of staff members that assist with the grant. In FY 2023, the business partner in-kind contributions totaled more than \$11.2 million.

Business, Workforce/Economic Development, and Education Partners

SDF has successfully provided training opportunities in partnership with businesses, public community and technical colleges, economic development organizations, and TEEX for over 25 years.

Businesses of all sizes have worked with the program stakeholders to develop customized and innovative training curricula that are replicated and shared statewide. The 28 local Workforce Development Boards continue to play a critical role in aligning stakeholders and partners. Their knowledge of employer and employee needs and their ability to leverage resources are vital to each project's success.





Special Initiatives under the Skills Development Fund Program

The Skills for Small Business (SSB) program provides small businesses in rural and urban communities the opportunity to respond to their operational needs by increasing the skills of their employees. The initiative provides training opportunities through existing courses offered by the participating local public community or technical college or TEEEX to businesses with fewer than 100 employees.

Skills for Small Business Child Care, introduced in FY 2023 as a subset of the Skills for Small Business program, provides funding to child care providers. During FY 2023, the program awarded \$26,626 in SSB funding for child care projects.



In FY 2023, the SSB program provided \$1,121,467 in training to support small businesses throughout Texas.

The TWC Dual Credit grant program addresses local industry demands through the expanded joint credit courses in partnership with local independent school districts and public community, state, or technical colleges.

The program allows grantees to enhance career and technical education (CTE) dual credit programs through equipment purchases utilizing Skills Development Funds.

In FY 2023, TWC's Dual Credit Program received 27 proposals totaling \$4,461,097; and awarded five grants, with an average award of \$180,017.





TRADE ADJUSTMENT ASSISTANCE

Introduction

Trade Adjustment Assistance (TAA) is a federal program that helps workers adversely affected by foreign imports or the shifting of jobs from the United States to other countries. TAA seeks to provide impacted Texans with opportunities to obtain the skills, credentials, resources, and support necessary to become reemployed. The TAA program is administered by TWC in cooperation with Texas' 28 Local Workforce Development Boards (Boards).

The services and benefits available to participants vary based on the law in effect at the time of certification. The TAA-certified workers addressed in this report were certified under and are subject to the rules of the Trade Act of 2002, the Trade and Globalization Adjustment Assistance Act of 2009, the Trade Adjustment Assistance Extension Act of 2011, the Trade Adjustment Assistance Reauthorization Act of 2015, or the reversion provisions of the 2015 law, known as Reversion 2021.

The TAA program began a phased termination on July 1, 2022. The phased termination followed a one-year reversion period, from July 1, 2021, to June 30, 2022, which allowed limited group eligibility, reduced program funding, and restricted benefits available to workers. Although Boards continue to administer the 2002, 2009, 2015, and Reversion 2021 TAA programs to outreach and serve previously determined eligible participants, TAA enrollment and applications are dependent on the number of petition certifications and the number of workers eligible per petition. Since July 1, 2022, the US Department of Labor (DOL) has been unable to conduct new investigations or issue certifications of eligibility for new groups of workers. As of September 12, 2023, 31 petitions covering 2,625 Texas workers are pending DOL review and approval.

This report describes the services and outcomes for TAA-certified workers who participated in or have completed training in the TAA program during fiscal year 2023. During FY 2023, 55 new workers applied for TAA services or benefits, an estimated 443 workers participated in TAA-supported training services, and 72% of workers who completed TAA services found employment within six months of exit.

TAA Benefits and Services

If a worker is a member of a DOL TAA-certified group, the worker may be eligible for the following benefits and services at their local Workforce Solutions Office:

- ▶ Employment and Case Management Services, including skill assessments, career counseling, support services, and information on training.
- ▶ Occupational Training for up to 130 weeks.
- ▶ Trade Readjustment Allowances equaling up to 130 weeks of wage subsidies for workers enrolled in training within 26 weeks of their trade-related layoff or the petition certification, whichever date is later.
- ▶ Alternative/Reemployment Trade Adjustment Assistance, a wage subsidy available to workers aged 50 or older who are reemployed at an annual wage of \$50,000 or less.
- ▶ Job Search Allowances that reimburse workers for the costs of job searches outside their local commuting area.
- ▶ Relocation Allowances that reimburse workers for relocation costs for a job outside of their local commuting area.

For additional information on TAA benefits and services, visit TWC's TAA Program web page at: twc.texas.gov/taa.

TAA Service Provision and Outcomes

During FY 2023, the Texas workforce system provided comprehensive TAA services that resulted in outcomes:

- ▶ 98 workers were determined potentially eligible for TAA and were outreached for service provision.
- ▶ 55 workers applied for TAA services or benefits.
- ▶ 443 workers participated in TAA-supported training services.
- ▶ 21 workers participated in vocational and remedial training programs.
- ▶ 10 workers participated in basic skills enhancement during TAA-supported training.

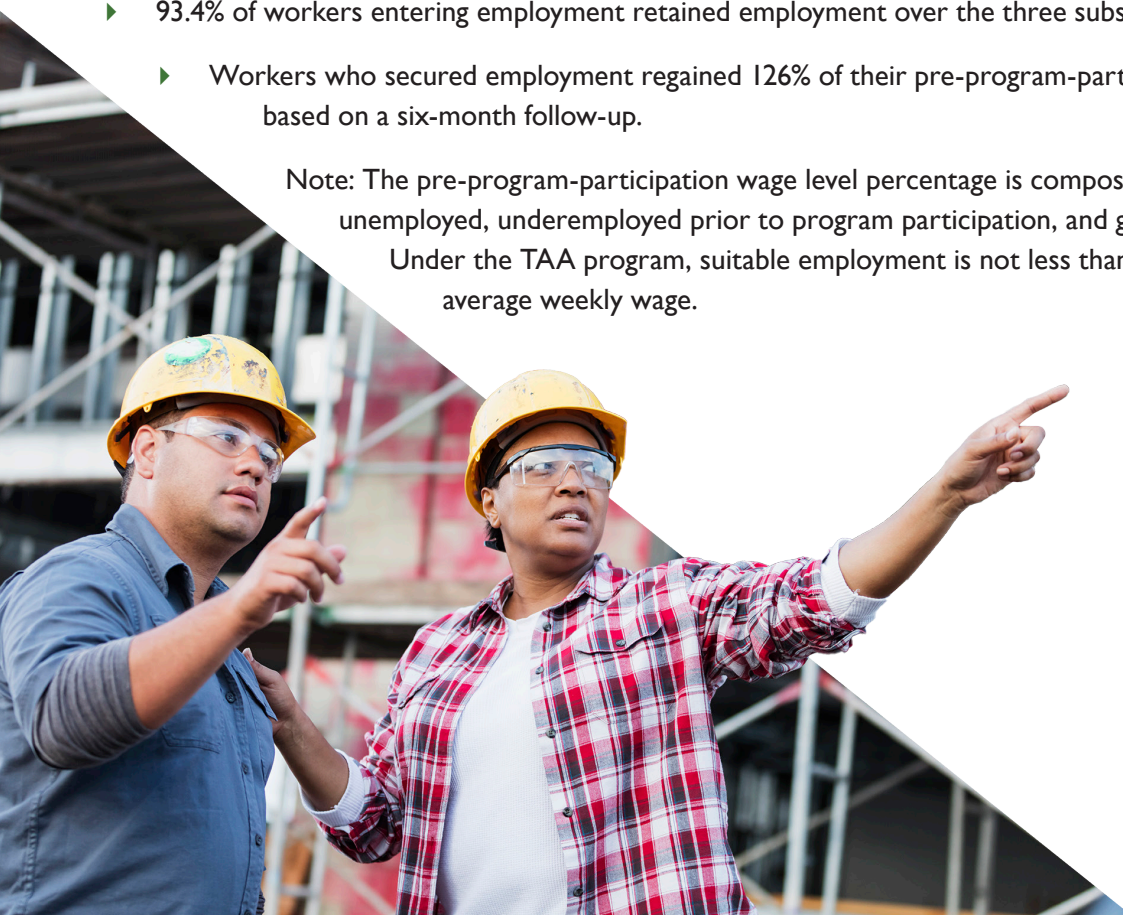
The most common training occupations supported were:

- ▶ Truck drivers, heavy equipment drivers, and tractor-trailer drivers.
- ▶ Heating, air-conditioning, and refrigeration mechanics and installers.
- ▶ General and operations managers.
- ▶ Medical assistants.
- ▶ Hairdressers, hairstylists, and cosmetologists.

The following TAA performance results were attained in FY 2023:

- ▶ 268 workers (72.4%) entered employment.
- ▶ 93.4% of workers entering employment retained employment over the three subsequent quarters.
 - ▶ Workers who secured employment regained 126% of their pre-program-participation wage levels, based on a six-month follow-up.

Note: The pre-program-participation wage level percentage is composed of workers who were unemployed, underemployed prior to program participation, and gained suitable employment. Under the TAA program, suitable employment is not less than 80 percent of a worker's average weekly wage.



The following were the most common sectors in which workers secured employment:

- ▶ Manufacturing
- ▶ Administrative and Support
- ▶ Health Care and Social Assistance
- ▶ Wholesale Trade
- ▶ Transportation and Warehousing


98 Workers Were Eligible for Services



55 Workers Applied for Services



443 Workers Participated in Training Services



21 Workers Participated in Vocational and Remedial Training Programs



10 Workers Participated in Skills Enhancement Training





WORKSWONDERS: TEXAS PURCHASING FROM PEOPLE WITH DISABILITIES

Introduction

The Texas Purchasing from People with Disabilities (PPD) program, commonly referred to as the State Use program, helps individuals with disabilities during their transition toward independence and provides them with direct benefits by offering stable, vocational rehabilitation in their own communities. This training results in meaningful employment and fair wages while promoting self-sufficiency for program participants. Administered by TWC, the program's daily operations are managed by WorkQuest, a central nonprofit agency, and it is marketed as the WorksWonders program.

Through partnerships with community rehabilitation programs (CRPs), 6,459 Texans with a wide range of disabilities were employed in 116 local nonprofit CRPs in fiscal year 2023. These individuals, whose disabilities include mental health conditions (1,406), physical impairments (1,057), intellectual disabilities (887), chemical disorders (662), learning disabilities (410), visual impairments (326), deafness or hard of hearing (98), brain injuries (27), and various other disabilities (1,586), earned a combined total of more than \$74.1 million in wages and benefits from products or services purchased by cities, counties, state agencies, schools, and political subdivisions through the WorksWonders program.

Chris Rios: Inspired to Motivate Others

Chris Rios' outgoing personality, upbeat attitude and positive impact on his colleagues have become a staple at the Travis Association for the Blind, also known as the Austin Lighthouse.

After finding out that he was losing his eyesight, Rios was introduced to Austin Lighthouse, a blind training program and CRP providing employment opportunities through the WorksWonders Program. After touring the Austin Lighthouse, Rios realized that the loss of his eyesight did not mean that he had to stop working. Soon after that tour, Rios began working at the Austin Lighthouse in the receiving department and moved his way up to his current position – supervisor for the GOJO and Purell skincare line.

Rios is glad to have come across an organization that focuses on providing employment opportunities to those who are blind or visually impaired. "I was inspired by the positivity of the employees who are blind, and I hoped that one day maybe I could feel that way too," said Rios. "I was looking for an environment where I could fit in."

After being employed at the Austin Lighthouse for over a decade, Rios continues not only to produce great work but also motivate his peers every day. Martin West, Rios' supervisor at the Austin Lighthouse, admires Rios for his ability to help others. "Chris has so many qualities that are critical to his position as a supervisor," said West. "In his role, Chris is a coach. He will push, enable and encourage you. And if he sees that you need help, he will always stop what he is doing to help you out."



Of the 116 CRPs participating in the WorksWonders program, 86 offer vocational rehabilitation and outplacement services to their employees to secure competitive employment that meets their strengths and capabilities. These services include, but are not limited to, adaptive visual equipment training, chemical/alcohol dependency counseling, educational training, financial planning, high school equivalency prep courses, interview coaching, job coaching, job placement services, job skills training, and supported employment services.

Through vocational rehabilitation and outplacement services, placing individuals with disabilities in jobs that they want as a career and are ideally suited for has resulted in better employee retention, more productivity, more consistency, and higher overall team satisfaction.

Due to the influence of outplacement services and the positive effect they have on the employees who use them, 1,385 individuals with disabilities were placed in either competitive integrated employment or non-direct labor positions within their CRP.

Community Rehabilitation Programs That Provide Career Counseling

CRPs providing career counseling or other related services for employees with disabilities	86
CRPs not providing career counseling or other related services for employees with disabilities	14

Note: Data is not required from the 16 CRPs without individuals employed under State Use contracts.

Allon Hill: Getting the Opportunity to Grow

Liberty Proclaimed Ministry (LPM) is known by many people throughout the Fort Worth Metroplex as an organization that provides meaningful employment opportunities to those who have struggled to secure consistent work.

Allon Hill's brother was one of those people. He had heard that LPM, a nonprofit organization and CRP in the WorksWonders program, could help individuals with disabilities find paths to careers. He persuaded Allon to apply for a job with the organization. Shortly thereafter, Allon began working for LPM as a member of the litter pickup crew and has since worked his way up to crew manager.

"This was my very first job at 18 years old, and I was very nervous coming into this place," said Hill. "My job has taught me so much, and it has allowed me to build great relationships and friendships."

Derrick Hall, Hill's supervisor at LPM, is proud to see how much Hill has grown within the organization and feels honored that Hill sees him as his mentor. "I really see myself in Allon because we've both been through a lot. I'm proud of how far he has come," said Hall. "Allon sees the vision of the company and he keeps everyone motivated at work. He's like a big brother to many in the organization. He is always willing to listen, grow and be guided in the right direction."

Seeing Hall's growth within the organization inspired Hill to work hard to get to where he is today. Hill hopes to one day inspire others to grow at LPM. "Derrick wants the best for me and seeing his growth has been very motivating for me," said Hill. "I can't explain how much this job means to me, it's way more than just a way to pay my bills. We are a family at LPM and I'm grateful that they gave me this job and that they actually believe in me."

Wages and Hours for Employees with Disabilities

Senate Bill 753, passed by the 86th Texas Legislature, Regular Session (2019), became effective Sept. 1, 2019, and amended Chapter 122 of the Human Resources Code to require CRPs that are participating in the State Use program to phase out the payment of wages less than the federal minimum wage on State Use contracts by Sept. 1, 2022. The Program successfully implemented the requirements of SB 753, and all employees working on State Use contracts were paid minimum wage or higher in FY 2023.

David Caballero Jr.: Building Meaningful Relationships in the Workplace

David Caballero Jr. is an employee at RGR Industries, an organization that truly feels like a second family to him. RGR Industries serves communities in South Texas through landscaping, debris pickup, guardrail and drainpipe and inlet cleaning contracts. They are proud to provide employment opportunities to Texans with disabilities as a CRP in the WorksWonders Program.

Caballero began his career at RGR working on a guardrail contract where he assisted in installing and repairing highway guardrails throughout the Rio Grande Valley. Today, Caballero works as the supervisor of the guardrail contract in Laredo. Additionally, he works cleaning drainpipes and inlets for the Texas Department of Transportation during the months leading up to hurricane season. “I found out about this opportunity through a family member, and I decided to give it a shot,” said Caballero.

Caballero says that his growth within the organization is a testament to how much he enjoys his job. “I love everything about my job, and the people I work with are like family to me,” said Caballero. “When you’re working a job you like and working with people you like, the day goes by faster.

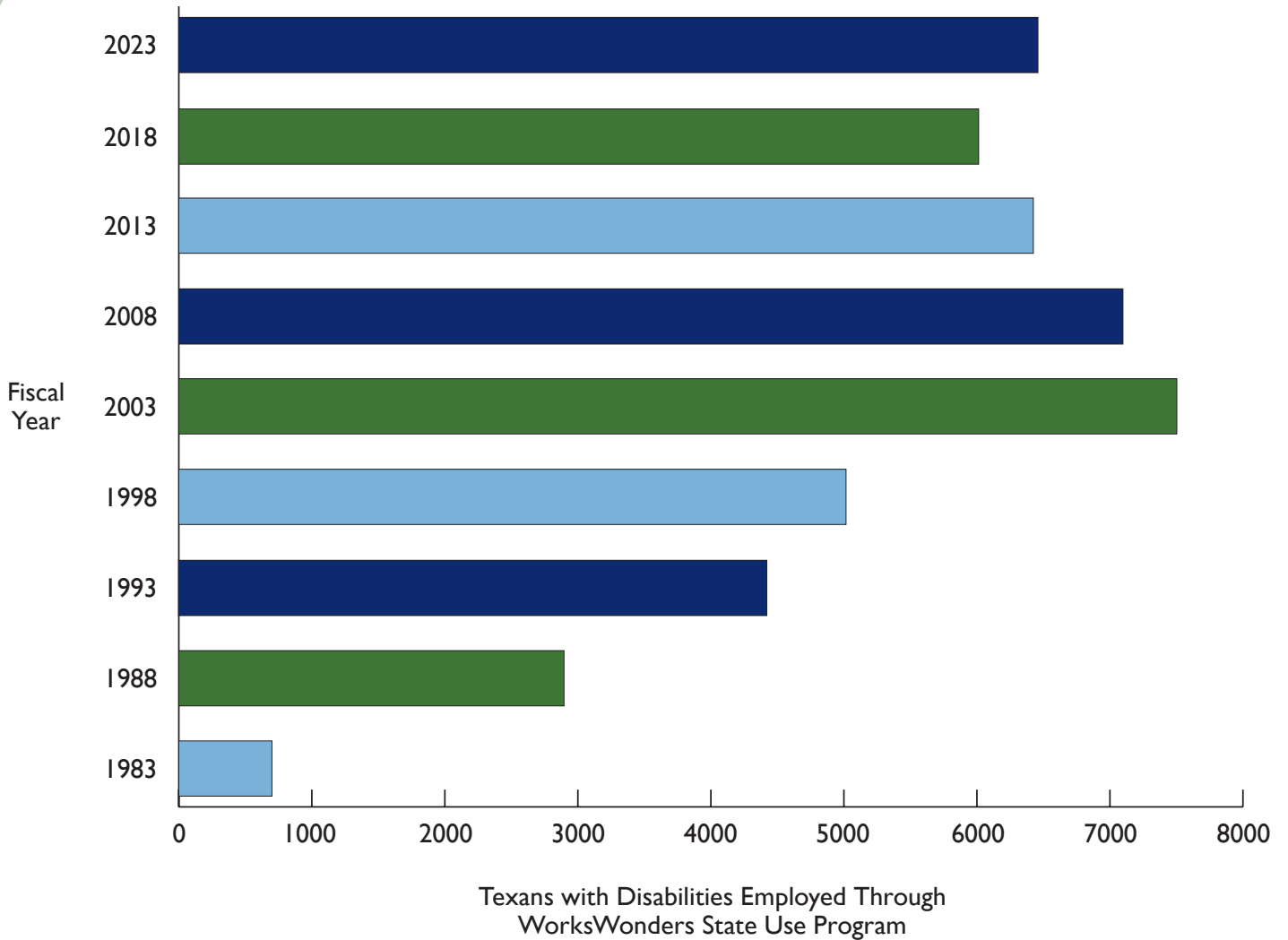
Ricardo Guerra, Jr., field operations supervisor at RGR, has had the honor of seeing Caballero grow within the organization. He attributes Caballero’s success to his strong work ethic and easygoing personality. “[Caballero] is a very hard worker and his personality makes him stand out as an employee,” said Guerra.

Caballero is grateful for his job because it has given him the opportunity to grow and it has taught him many new things. “RGR always takes care of their people. This job means so much to me because it puts food on my table, and it has taught me many valuable lessons that I will pass on to my kids.”



Highlights

In FY 2023, 6,459 Texans with disabilities were employed in 116 nonprofit CRPs across the state participating in the WorksWonders program. These individuals, whose disabilities include mental health conditions (1,406), physical impairments (1,057), intellectual disabilities (887), chemical disorders (662), learning disabilities (410), visual impairments (326), deafness or hard of hearing (98), brain injuries (27), and varying other disabilities (1,586), earned a combined total of more than \$74.1 million in wages and benefits in FY 2023, an increase of more than 15% over the previous year.







Appendices

APPENDIX A: COLLEGE CREDIT FOR HEROES

Table A1: Number of Academic or Workforce Education Semester Credit Hours Awarded for the 2022 Academic Year

Listed below are the number of academic or workforce education semester credit hours awarded under the program and applied toward a degree or certification program at an institution of higher education during the most recent academic year, disaggregated by the subject area for which the credit hours are awarded. Per reporting from CCH partner schools, 43 semester credits were awarded for the 2022 academic year. The hours reported are the result of a variety of policies and procedures established by the reporting institutions.

The CCH Capacity Building Program spans two years, comprising planning and implementation phases, each lasting twelve months. The program has specific objectives for grantees, detailed in Program Reports submitted by each college recipient. Currently, Brazosport College is in the Planning Phase and is not required to report the number of credits awarded until the Implementation Phase (year two). However, they did report that one veteran was awarded 43 credit hours in the Health Profession Subject Area during this phase.

Subject Area	Semester Credits Awarded 2022
Health Professions and Related Programs	43
Total	43

Data Sources: HB 493 Study 2022.

Table A2: Number of Academic or Workforce Education Semester Credit Hours Transferred for the 2022 Academic Year

Listed below are “the number of transfer credit hours awarded under the program and applied toward a degree or certification program at an institution of higher education during the most recent academic year” in accordance with HB 493, 85th Texas Legislature, Regular Session (2017).

For this report, “transfer credit hours” was defined as “the number of credit hours a school receives from another IHE as the result of a student veteran transferring from one institution to another” (for example, transferring from a two-year institution to a four-year institution).

Per reporting from CCH partner schools, 0 semester credits were transferred for the 2022 academic year. The hours reported are the result of a variety of policies and procedures established by the reporting institutions.

Subject Area	Semester Credits Transferred 2022
n/a	-

Data Sources: HB 493 Study 2022.

APPENDIX B: SKILLS DEVELOPMENT FUND

Table BI: Skills Development Fund Applications by Comptroller Region

Shows the total number of applications submitted and approved for funding in FY 2023 for each region of the state. Data reflects Skills Development Fund applications for customized training, Skills for Small Business applications, and Dual Credit applications.

Region	Number of Applications Submitted	Number of Applications Approved	Number of Applications Rejected	Number of Applications Not Awarded	Percent of Total Applications
Alamo	2	1	-	1	2%
Capital	4	4	-	-	4%
Central	14	13	1	-	15%
Gulf Coast	16	15	1	-	17%
High Plains	2	2	-	-	2%
Metroplex	11	7	1	3	12%
North West	3	3	-	-	3%
South	16	10	-	6	17%
Southeast	8	3	1	4	9%
Upper East	6	4	-	2	6%
Upper Rio Grande	5	4	1	-	5%
West	6	5	-	1	6%
Total	93	71	5	17	100%

Note: Number of applications submitted includes proposals for Dual Credit that could not be funded in the competitive RFA due to lack of funding and five Dual Credit applications rejected due to disqualification. Two Skills for Small Business contracts were cancelled at the request of the grantee and re-submitted thereafter.

Table B2: Skills Development Fund Award Amount by Region

Shows the total amount of funding awarded in each region of the State, and the percentage those amounts represent of total dollars awarded on a statewide basis. The second and third columns show data for FY 2023 only, and the last two columns show cumulative data from FY 1996 (program inception) through FY 2023.

Region	Amount Awarded by Region FY 2023 (Sum of Funds awarded below)	Percent of Statewide Funds Awarded FY 2023	Total Amount of Funds Awarded by Region, Cumulative Since Inception FY 96-23	Percent of Statewide Funds Awarded Since Inception
Alamo	\$68,250	0%	\$59,875,160	11%
Capital	\$4,343,247	23%	\$29,845,982	6%
Central	\$2,279,458	12%	\$42,724,602	8%
Gulf Coast	\$2,876,761	15%	\$82,567,280	16%
High Plains	\$186,485	1%	\$15,166,613	3%
Metroplex	\$3,071,453	16%	\$143,617,164	27%
Northwest	\$573,288	3%	\$18,202,878	3%
South	\$2,461,724	13%	\$58,831,546	11%
Southeast	\$602,473	3%	\$14,626,348	3%
Upper East	\$465,052	2%	\$33,947,782	6%
Upper Rio Grande	\$571,583	3%	\$13,915,257	3%
West	\$1,235,772	7%	\$15,712,758	3%
Statewide	\$0	0%	\$115,000	0%
Total	\$18,735,546	100%	\$529,148,370	100%

Note: This table includes amounts awarded from all Skills Development Fund programs.

Table B3: Skills Development Fund Percentage of Funding by Region

Shows the percentage of total funding awarded to each region of the State, as well as each region's percentage of the:

- State's population
- Number of unemployed people
- Civilian labor force
- Number of grant applications submitted

Comptroller Region	Percent of Statewide Funds Awarded FY 2023	Percent of State's Population	Percent of State's Civilian Labor Force	Percent of Statewide Unemployed	Percent of Grant Applications FY 2023
Alamo	0%	10%	10%	9%	2%
Capital	23%	9%	10%	8%	4%
Central	12%	4%	4%	4%	15%
Gulf Coast	15%	25%	24%	26%	17%
High Plains	1%	3%	3%	2%	2%
Metroplex	16%	28%	30%	28%	12%
Northwest	3%	2%	2%	2%	3%
South	13%	8%	7%	10%	18%
Southeast	3%	3%	2%	3%	10%
Upper East	2%	4%	4%	4%	8%
Upper Rio Grande	3%	3%	3%	3%	2%
West	7%	2%	2%	2%	6%
Statewide	0%	-	-	-	0%
Total	100%	100%	100%	100%	100%

Table B4: Skills Development Fund Average and Median Weekly Wage

Shows the statewide average and median weekly wage levels of individuals to be trained under new FY 2023 grants. The data include wages for current employees that will be retrained and those who will be hired into new positions.

All Trainees	Statewide Average Weekly Wage	Statewide Median Weekly Wage
New Jobs	\$1,206	\$1,097
Upgraded Jobs	\$1,419	\$1,399

Note: Does not include Skills for Small Business or Dual Credit due to the nature of the programs.

Table B5: Skills Development Fund Average and Median Weekly Wage by Comptroller Region

Shows the average and median weekly wage levels of all individuals to be trained under new FY 2023 grants. These wage levels are presented for each region of the State awarded projects.

Comptroller Region	Average Weekly Wage	Median Weekly Wage
Alamo	\$0	\$0
Capital	\$1,794	\$1,831
Central	\$1,040	\$976
Gulf Coast	\$952	\$988
High Plains	\$740	\$690
Metroplex	\$1,184	\$1,061
Northwest	\$761	\$641
South	\$1,299	\$1,349
Southeast	\$1,520	\$1,416
Upper East	\$1,610	\$1,663
Upper Rio Grande	\$1,149	\$966
West	\$1,710	\$1,459

Note: Includes Skills Development Fund Contingency Contracts for which Business Partners have been added and information is available.

Table B5(a): Skills Development Fund – Wage Levels

Shows the number of new jobs and the number of incumbent jobs by wage level.

Average Wage	Total # New Jobs	Total # Upgraded Jobs
\$10.00 to \$15.00	32	232
\$15.01 to \$20.00	305	579
\$20.01 to \$25.00	454	574
\$25.01 to \$30.00	949	1,092
\$30.01 to \$35.00	326	550
\$35.00 to \$40.00	418	1,445
\$40.00 to \$45.00	84	0
\$45.01 to \$50.00	211	849
\$50.00+	0	935
Total	2,779	6,256

Table B6: Skills Development Funds Awarded by Employer Size

Shows the total amount of funds awarded in FY 2023 to micro-employers, small employers, medium employers, and large employers, as defined by the number of employees working for each business. The data are presented for each region of the State.

Region	Micro (<21 Employees)	Small (21-99 Employees)	Medium (100-499 Employees)	Large (500+ Employees)
Alamo	\$28,565	\$36,196	\$0	\$0
Capital	\$6,756	\$6,511	\$0	\$4,295,997
Central	\$50,329	\$37,085	\$366,239	\$1,705,475
Gulf Coast	\$12,722	\$436,357	\$2,084,840	\$267,685
High Plains	\$0	\$0	\$154,985	\$0
Metroplex	\$80,484	\$911,836	\$0	\$1,939,673
Northwest	\$7,700	\$110,175	\$0	\$179,538
South	\$44,979	\$244,771	\$37,391	\$1,576,643
Southeast	\$0	\$20,225	\$0	\$565,723
Upper East	\$0	\$0	\$0	\$193,372
Upper Rio Grande	\$0	\$0	\$0	\$571,583
West	\$10,336	\$5,700	\$414,732	\$752,790
Total	\$241,871	\$1,808,856	\$3,058,187	\$12,048,479

Note: This table now includes Skills for Small Business information, broken out by Small and Micro size. This table does not include Dual Credit information, due to the unique nature of the program.

Table B7: Skills Development Fund Trainees by Region

Shows the total number of individuals to be trained under new FY 2023 grants by regions of the State.

The total for each region includes the number of trainees who will enter new jobs and the number of current workers to be retrained.

Region	Total Number of Trainees
Alamo	0
Capital	1,905
Central	1,423
Gulf Coast	1,386
High Plains	127
Metroplex	1,247
Northwest	100
South	349
Southeast	1,482
Upper East	315
Upper Rio Grande	89
West	612
Total	9,035

Note: Does not include Skills for Small Business or Dual Credit information.

Table B8: Skills Development Fund Trainees by Industry

Shows the total number of individuals to be trained under the FY 2023 program by industry classification. The total for each industry includes the number of trainees who will enter new jobs and the number of current workers to be retrained.

Industry	Total Number of Trainees
Agriculture	127
Construction	579
Health Care and Social Assistance	1,153
Information	626
Manufacturing	4,665
Mining, Quarrying, Oil and Gas Extraction	392
Professional, Scientific, and Technical Services	1,178
Transportation and Warehousing	208
Wholesale Trade	107
Total	9,035

Note: Does not include Skills for Small Business or Dual Credit information.

Table B9: Skills Development Fund Trainees Receiving Medical Insurance Benefits

Medical Insurance Provided?	Trainees
Yes	9,035
Statewide Total	9,035

100% of trainees receive medical insurance.

Table B10: Skills Development Fund Trainees Receiving Other Benefits

Other Benefits Provided?	Trainees
Yes	9,035
Statewide Total	9,035

100% of trainees received other benefits.

APPENDIX C: WORKSWONDERS: TEXAS PURCHASING FROM PEOPLE WITH DISABILITIES

Table C1: FY 2023 Numbers

Individuals with disabilities that receive at least one type of non-mandatory benefit	2,190
Individuals without disabilities that receive at least one type of non-mandatory benefit	657

Table C2: Benefits Paid by CRPs to Individuals Employed under State Use Contracts in FY 2023

Type of Benefit	CRPs Paying Benefits to Individuals with Disabilities	Individuals with Disabilities Receiving Benefits	CRPs Paying Benefits to Individuals without Disabilities	Individuals without Disabilities Receiving Benefits
Medical	28	648	26	265
Dental	20	356	19	164
Vision	16	224	14	132
Retirement	20	339	19	162
Paid Vacation	27	956	26	367
Bonuses	11	296	10	114
Other	14	541	8	71

Table C3: Texans Employed through the Program in FY 2023

Type of Disability	Individuals Employed FY 2022	Individuals Employed FY 2023
Mental Health Condition	1,469	1,406
Physical Impairment	963	1,057
Intellectual Disability	1,138	887
Chemical Disorder	541	662
Learning Disability	503	410
Visual Impairment	397	326
Deaf or Hard of Hearing	142	98
Brain Injury	41	27
Other	1,202	1,586
Individuals with Disabilities Employed through the Program	6,396	6,459
Individuals without Disabilities Employed through the Program	1,848	1,783

Note: The category Other includes disabilities such as being emotionally disturbed or emotionally disturbed with criminal offenses coming from halfway houses, being dyslexic, having an accidental injury, poisoning, attention deficit disorder, severe diabetes, and metabolism disorder. The number employed reflects individuals who may work part- or full-time under State Use contracts. Employees who have multiple disabilities are listed only once, under their primary disability.

Wages and Benefits Paid to Individuals Employed through the Program	FY 2022	FY 2023
Amount of annual wages and benefits paid to individuals with disabilities*	\$64,215,048	\$74,108,182
Amount of annual wages and benefits paid to non-disabled individuals**	\$17,935,184	\$22,101,647
Total Wages Paid through the Program ***	\$82,150,232	\$96,209,829

*The average of weekly earnings (including benefits) paid to individuals with disabilities is \$18.37 per hour. The range of weekly earnings (including benefits) is \$7.28-\$46.23 per hour.

**The average of weekly earnings (including benefits) paid to non-disabled individuals is \$20.55 per hour. The range of weekly earnings (including benefits) is \$8.24-\$63.52 per hour.

***The benefits paid in this time period totaled \$6,006,729 for individuals with disabilities and \$1,713,547 for individuals without disabilities.

Table C4: Individuals Outplaced/Supported Employment

Individuals with Disabilities Outplaced from CRPs	1,163
Individuals with Disabilities Who Previously Worked on State Use Contracts Outplaced	580
Individuals with Disabilities Promoted within the CRPs	222
Individuals with Disabilities Promoted within the CRPs Who Previously Worked on State Use Contracts	112

Note: Individuals outplaced is the number of State Use-related individuals with disabilities who have been placed in employment positions at entities outside of the CRP or within the CRP and who no longer work on State Use contracts. This number includes outplacements for the total facility.

Table C4(a):

Type of Disability	Individuals with Disabilities Outplaced from CRPs	Individuals with Disabilities Who Previously Worked on State Use Contracts Outplaced	Individuals with Disabilities Promoted within the CRPs	Individuals with Disabilities Promoted within the CRPs Who Previously Worked on State Use Contracts
Mental Health Condition	24%	29%	25%	21%
Physical Impairment	37%	45%	20%	21%
Intellectual Disability	4%	3%	11%	12%
Chemical Disorder	3%	5%	2%	4%
Learning Disability	7%	8%	17%	26%
Visual Impairment	3%	2%	12%	10%
Deafness or Hard of Hearing	3%	2%	2%	1%
Brain Injury	0%	1%	0%	0%
Other*	19%	5%	11%	5%

*The category Other includes disabilities such as being emotionally disturbed or emotionally disturbed with criminal offenses coming from halfway houses, being dyslexic, having an accidental injury, poisoning, attention deficit disorder, severe diabetes, and metabolism disorder.

Table C4(b):

Hour Range	Individuals with Disabilities Outplaced from CRPs	Individuals with Disabilities Who Previously Worked on State Use Contracts Outplaced	Individuals with Disabilities Promoted within the CRPs	Individuals with Disabilities Promoted with the CRPs Who Previously Worked on State Use Contracts
0-9	1%	1%	1%	0%
10-9	2%	1%	4%	5%
20-29	8%	2%	4%	4%
30-39	5%	5%	27%	16%
40+	84%	91%	64%	75%

Table C4(c):

Wage Range	Individuals with Disabilities Outplaced from CRPs	Individuals with Disabilities Who Previously Worked on State Use Contracts Outplaced	Individuals with Disabilities Promoted within the CRPs	Individuals with Disabilities Promoted within the CRPs Who Previously Worked on State Use Contracts
\$7.25-7.99 per hour	1%	2%	0%	0%
\$8.00-8.99 per hour	1%	1%	2%	1%
\$9.00-9.99 per hour	4%	4%	1%	2%
\$10.00+ per hour	94%	93%	97%	97%

Table C5: Number of Community Rehabilitation Programs in Cities across the State

City	Number of CRPs
Alice	1
Amarillo	1
Arlington	1
Austin	9
Beaumont	3
Big Springs	1
Brownwood	1
Bryan	1
Canton	1
Corpus Christi	7
Crawford	1
Crystal City	1
Dallas	8
Devine	1
Dilley	1
Eagle Pass	1
Early	1
El Paso	5
Floresville	1
Fort Worth	8
Glidden	1
Houston	17

City	Number of CRPs
Humble	1
Huntsville	3
Jacksonville	1
Lakeway	1
Lubbock	2
Lufkin	4
Magnolia	1
Mexia	1
Midland	1
Mount Pleasant	1
Pittsburg	1
Pollok	1
Poteet	1
San Angelo	1
San Antonio	9
Seguin	1
Sherman	2
Tyler	4
Waco	3
Weslaco	2
Wharton	1
Wichita Falls	2

Table C6: Financial Statement for the Purchasing from People with Disabilities Program

The financial statement for the Purchasing from People Disabilities program is provided to satisfy the reporting requirement in Texas Human Resource Code, Title 8, Section 122.022.

Purchasing from People with Disabilities Sept. 1, 2022 – Aug. 31, 2023	
	FY 2023
ASSETS	
Current Assets:	
Cash in State Treasury	\$339,091.20
Total Current Assets	\$339,091.20
Total Assets	\$339,091.20
LIABILITIES AND FUND BALANCES	
Current Liabilities:	
Deferred Revenues	\$339,091.20
Total Current Liabilities	\$339,091.20
Total Liabilities	\$339,091.20
FUND FINANCIAL STATEMENT-FUND BALANCES	
Total Fund Balances	\$0.00
REVENUES:	
Total Fund Balance at September 1st	\$0.00
Revenues from TIBH	\$701,169.41
Total Revenues	\$701,169.41
EXPENDITURES	
Salaries and Wages	\$238,709.67
Payroll Related Costs	\$90,157.01
Professional Fees and Services	\$344,006.76
Travel	\$19,508.88
Materials and Supplies	\$4,642.38
Communication and Utilities	\$827.86
Repairs and Maintenance	\$239.02
Other Operating Expenditures	\$3,077.83
Total Expenditures	\$701,169.41
EXCESS (DEFICIT) OF REVENUES OVER EXPENDITURES	\$0.00

The PPD program is included as part of TWC's general fund activity. As a general fund, the accompanying financial statements are accounted for by using the modified accrual method basis of accounting. Under the modified accrual, revenues are recognized in the period in which they become both measurable and available to finance operations at end of the fiscal year.

Table C7: Community Rehabilitation Program Contract Listing for FY 2023

Listed Alphabetically by Community Rehabilitation Program Name

	Community Rehabilitation Program	Contract Services	\$ Total Contract Amount	Individuals With Disabilities	Individuals without Disabilities
1.	A Brothers Keeper 110 W Randol Mill Road, Suite 216 Arlington, Texas 76011 (817) 863-2282	Grounds Maintenance, Janitorial Maintenance	198,856	8	0
2.	A Lift for Life Outreach Center, Inc. 230 Turin Street Dallas, Texas 75217 (214) 367-0600	Grounds Maintenance, Janitorial Maintenance, Litter Pickup	2,341,534	36	14
3.	ABG Fulfillment MHMR of Tarrant County 2716 Cullen Street Fort Worth, Texas 76107 (817) 569-4819	No sales in September 2022 - August 2023	-	-	-
4.	Aldersgate Enrichment Center 5001 Highway 183/84 East Early, Texas 76802 (325) 646-5608	Grounds Maintenance, Landscape Maintenance, Litter Pickup, Picnic Area Maintenance	643,429	22	4
5.	Amplify Expanco, Inc. 3005 Wichita Court Fort Worth, Texas 76140 (817) 293-9486	Booster Cables, File Storage, Document Destruction	456,771	11	5
6.	Andrews Diversified Industries Andrews Center 1411 South Bennett Avenue Tyler, Texas 75701 (903) 595-0404	Grounds Maintenance, Landscape Maintenance, Litter Pickup, Picnic Area Maintenance, Right of Way Mowing	416,194	25	3
7.	Atascosa County IDD Work Center Camino Real Community Services 510 Avenue H Poteet, Texas 78065 (210) 276-8578	Chairs, Stools	254,370	30	0
8.	Austin Task, Inc. Reliable Facilities Service, Inc. 7305-B Burleson Road Austin, Texas 78744 (512) 389-3333	Document Destruction, Janitorial Maintenance, Receptionist Services	4,483,943	118	65

Community Rehabilitation Program		Contract Services	\$ Total Contract Amount	Individuals With Disabilities	Individuals without Disabilities
9.	Beacon Lighthouse, Inc. 300 Seventh Street Wichita Falls, Texas 76301 (940) 767-0888	Auxiliary Lights, Bar Lights, Cleaners, Pads, Rakes, Shovels, Sign Material, Toner Cartridges	2,082,688	14	2
10.	Beaumont Products & Services, Inc. 1305 Washington Boulevard Beaumont, Texas 77705 (409) 838-2029	Grounds Maintenance, Litter Pickup	716,318	21	6
11.	Bootstraps Occupation Services, Inc. 5785 Old McGregor Crawford Road Crawford, Texas 76638 (254) 366-6256	Janitorial Maintenance, Litter Pickup, Picnic Area Maintenance	1,281,757	16	8
12.	Burke Center 2001 South Medford Drive Lufkin, Texas 75901 (936) 275-9645	Janitorial Maintenance, Litter Pickup	913,251	76	21
13.	Camp County Developmentally Disabled Association, Inc. 523 Elm Street Pittsburg, Texas 75686 (903) 956-6822	Grounds Maintenance, Landscape Maintenance, Litter Pickup, Picnic Area Maintenance	451,921	27	1
14.	Cen-Tex A.R.C. 104 East Main Street Mexia, Texas 76667 (254) 562-2891	Janitorial/Grounds Maintenance, Litter Pickup, Picnic Area Maintenance	200,365	20	0
15.	Center for Life Resources/ Janie Clements Industries Central Texas MHMR Center 408 Mulberry Street Brownwood, Texas 76804 (325) 643-3526	Undergarments/ Sleepwear Women, Grounds Maintenance, Janitorial Maintenance, Landscape Maintenance, Picnic Area Maintenance	656,578	27	14
16.	Center for Recovery and Wellness Resources 170 Heights Boulevard Houston, Texas 77007 (713) 819-0699	Janitorial Maintenance	29,958	Service was provided in FY 2022 and invoiced in FY 2023	-

Community Rehabilitation Program		Contract Services	\$ Total Contract Amount	Individuals With Disabilities	Individuals without Disabilities
17.	Daniel Pest Control and Professional Services St. Dominic of Silos Rehabilitation Services, Inc. 425 Oak Springs Drive Seguin, Texas 78155 (512) 925-4541	Pest Control	668,143	8	1
18.	Dimmit/Zavala County IDD Work Center Camino Real Community Services 613 West Zavala Street Crystal City, Texas 78839 (830) 876-2421	Chairs, Raisins, Stools, Tables, Wheelchairs	818,945	11	0
19.	E.Q.U.I.P. Enterprises, Inc. 5726 West Hausman Road, Suite 115A San Antonio, Texas 78249 (210) 520-4840	Janitorial Maintenance, Grounds Maintenance, Rest Area Maintenance	8,144,699	147	106
20.	Easter Seals Central Texas, Inc. 8505 Cross Park Drive, Suite 120 Austin, Texas 78754 (512) 615-6801	Grounds Maintenance, Janitorial Maintenance, Vegetation Control	1,049,869	39	7
21.	Endeavors Unlimited, Inc. 535 Bandera Road San Antonio, Texas 78228 (210) 431-6466	Carpet Cleaning, Janitorial/Grounds Maintenance, Landscaping, Moving	993,058	28	18
22.	Enterprise Professional Services, Inc. 3 Lakeway Centre Court, Suite 100 Lakeway, Texas 78734 (512) 433-9770	Grounds Maintenance, Janitorial Maintenance, Tree Removal	1,952,133	57	19
23.	Envision/ Dallas Lighthouse for the Blind 4306 Capitol Avenue Dallas, Texas 75204 (214) 420-9401	Awards, Batteries, Fish, Folders, Frames, Lanyards, Mailers, Markers, Nut Butters, Pens, Safety Clothing, Signs, Slings, Toothpaste, Water	6,351,219	44	14
24.	Fresh Start of Monroe, Inc. 6500 Canyon Drive, Suite 500 Amarillo, Texas 79109 (817) 243-9661	Grounds Maintenance, Janitorial Maintenance, Litter Pickup, Picnic Area Maintenance	1,589,091	12	1

Community Rehabilitation Program		Contract Services	\$ Total Contract Amount	Individuals With Disabilities	Individuals without Disabilities
25.	Frio County IDD Work Center Camino Real Community Services 509 Martin Branch Road Dilley, Texas 78017 (830) 965-4004	No sales in September 2022 - August 2023	-	-	-
26.	G & H EQUITAS Foundation 7413 Elizondo Drive Corpus Christi, Texas 78414 (361) 549-3434	Janitorial Maintenance, Janitorial/Grounds Maintenance	83,835	9	1
27.	G & H Nutrition Centers of Texas, Inc. 14511 Falling Creek Drive, Suite 104 Houston, Texas 77014 (281) 580-8200	No sales in September 2022 - August 2023	-	-	-
28.	Gateway Community Partners, Inc. 417 Southeast Loop 456 Jacksonville, Texas 75766 (903) 568-0437	Delineator Replacement, Grounds Maintenance, Litter Pickup, Picnic Area Maintenance, Right of Way Mowing	351,620	19	6
29.	Goodwill Contract Services, Inc. 1700 South New Road Waco, Texas 76711 (254) 753-7337	Grounds Maintenance, Litter Pickup, Picnic Area Maintenance	44,240	Service was provided in FY 2022 and invoiced in FY 2023	-
30.	Goodwill Industries of Central East Texas, Inc. 301 Hill Street Lufkin, Texas 75904 (936) 632-8838	Janitorial Maintenance	4,998	1	0
31.	Goodwill Industries of Central East Texas, Inc. Goodwill Temporary Services 301 Hill Street Lufkin, Texas 75904 (936) 632-8838	Temporary Employment Services	321,827	9	12
32.	Goodwill Industries of Dallas, Inc. 3020 North Westmoreland Dallas, Texas 75212 (214) 638-2800	Janitorial Maintenance	19,012	9	1

Community Rehabilitation Program		Contract Services	\$ Total Contract Amount	Individuals With Disabilities	Individuals without Disabilities
33.	Goodwill Industries of East Texas, Inc. Goodwill Opportunities in Tyler 409 West Locust Street Tyler, Texas 75702 (903) 593-8438	Delineators and Posts, Disposable Wipes, Mats, Mailboxes and Supports, Plaques, Pneumatic Tool, Reflective Sheeting, Traffic Devices, Document Destruction	3,123,262	27	10
34.	Goodwill Industries of East Texas, Inc. Goodwill Opportunities in Tyler, Temporary Services 409 Locust Street Tyler, Texas 75702 (903) 593-8438	Temporary Employment Services	512,129	12	2
35.	Goodwill Industries of Houston Goodwill Temporary Services 1140 West Loop North Houston, Texas 77055 (281) 480-3930	Temporary Employment Services	2,986,744	73	14
36.	Goodwill Industries of Lubbock Contract Services, Inc. 715 28th Street Lubbock, Texas 79404 (806) 744-8419	Document Destruction	95,124	21	4
37.	Goodwill Industries of Northeast Texas 2206 East Lamar Street Sherman, Texas 75090 (903) 893-3145	Janitorial Maintenance	85,055	16	2
38.	Goodwill Industries of Northeast Texas Temporary Services 2206 East Lamar Street Sherman, Texas 75090 (903) 893-3145	Temporary Employment Services	106,954	8	0
39.	Goodwill Industries of San Antonio Contract Services 406 West Commerce Street San Antonio, Texas 78207 (210) 599-4997	Tree Pruning/Trimming	Service completed in FY 2023 and invoiced in FY 2024	2	1
40.	Goodwill Industries of South Texas, Inc. 2961 South Port Avenue Corpus Christi, Texas 78405 (361) 884-4068	Document Destruction, Janitorial Maintenance, Technical Assistance	558,685	29	3

Community Rehabilitation Program		Contract Services	\$ Total Contract Amount	Individuals With Disabilities	Individuals without Disabilities
41.	Goodwill Industries of South Texas, Inc. Goodwill Temporary Services 2961 South Port Avenue Corpus Christi, Texas 78405 (361) 884-4068	Temporary Employment Services	1,453,614	61	7
42.	Goodwill North Central Texas Goodwill Industries of Fort Worth Goodwill Temporary Services 4005 Campus Drive Fort Worth, Texas 76119 (817) 332-7866	Temporary Employment Services	4,608,404	102	44
43.	Goodwill Services, Inc. 11460 Pellicano Drive El Paso, Texas 79936 (915) 778-1858	Bus Cleaning, Document Destruction, Grounds Maintenance, Janitorial Maintenance	930,712	95	24
44.	Goodwill Services, Inc. Goodwill Temporary Services 11460 Pellicano Drive El Paso, Texas 79936 (915) 778-1858	Temporary Employment Services	160,615	2	6
45.	Goodwill Temporary Services, Inc. Goodwill - Service Contracts 1015 Norwood Park Boulevard Austin, Texas 78753 (512) 637-7100	Carpet Cleaning, Grounds Maintenance, Janitorial Maintenance, Mail Room Services	5,761,608	149	55
46.	Goodwill Temporary Services, Inc. 1015 Norwood Park Boulevard Austin, Texas 78753 (512) 637-7100	Temporary Employment Services	24,922,323	369	375
47.	Growing New Generations 4500 Mercantile Plaza Drive Fort Worth, Texas 76137 (817) 821-5586	No sales in Sept. 2022 – Aug. 2023	-	-	-
48.	Heart of Texas Goodwill Industries, Inc. 1700 South New Road Waco, Texas 76711 (254) 753-7337	Grounds Maintenance, Litter Pickup, Picnic Area Maintenance	444,967	11	3

Community Rehabilitation Program		Contract Services	\$ Total Contract Amount	Individuals With Disabilities	Individuals without Disabilities
49.	Heart of Texas Goodwill Industries, Inc. Temporary Services 1700 South New Road Waco, Texas 76711 (254) 753-7337	Temporary Employment Services	312,480	13	7
50.	HIP Healthy Innovative Processes 8415 Data Point, Suite 400B San Antonio, Texas 78229 (210) 271-3630	Janitorial Maintenance	69,048	1	0
51.	Horizon Industries East Texas Lighthouse for the Blind 500 North Bois D'Arc Avenue Tyler, Texas 75702 (903) 595-3444	Chair Mats, Coats, Jackets, Napkins, Paper Towels, Parkas, Safety Shoes and Boots, Wipes, Wiping Rags	2,244,989	16	4
52.	Junction Five-O-Five 4410 College Main Street Bryan, Texas 77801 (979) 846-3670	Janitorial Maintenance, Picnic Area Maintenance, Recycling Maintenance	189,763	20	5
53.	L&V Enterprise Resources Inc. 13100 Wortham Center Drive, Suite 319 Houston, Texas 77065 (832) 336-0126	No sales in Sept. 2022 – Aug. 2023	-	-	-
54.	Launch Point CDC Inc. 5807 Little York Road Houston, Texas 77016 (281) 541-9776	Janitorial Maintenance, Pest Control	142,678	10	4
55.	Lending Helping Hands to Others 505 North Sam Houston Parkway, Suite 264A Houston, Texas 77060 (281) 405-5527	Janitorial Maintenance	232,403	13	0
56.	Liberty Proclaimed Ministry 5817 East Berry Street Fort Worth, Texas 76119 (817) 922-8238	Grounds Maintenance, Janitorial Maintenance, Litter Pickup, Picnic Area Maintenance	3,186,283	135	18

Community Rehabilitation Program		Contract Services	\$ Total Contract Amount	Individuals With Disabilities	Individuals without Disabilities
57.	Lieutenant's House David & Ivory Ministries, Inc. 4728 Gunter Street Houston, Texas 77020 (713) 675-3823	Janitorial Maintenance, Landscape Maintenance, Litter Pickup	2,997,501	413	0
58.	Lighthouse for the Blind of Fort Worth Tarrant County Association for the Blind 912 West Broadway Avenue Fort Worth, Texas 76104 (817) 332-3341	Alcohol Pads, Bond Paper, Cable Ties, Desk Accessories, Drug Screening Kits, Flashlights, Herbicide, Insecticide, Mailing Tubes, Restraints, Safety Glasses, Syringes, Targets	5,189,246	17	6
59.	Lighthouse for the Blind of Houston 3602 West Dallas Street Houston, Texas 77019 (713) 527-9561	Disinfectants, DVDs, Flash Drive, Hand Soap and Cleaner Wipes, Scrubbing Devices, Call Center Services	1,365,423	19	0
60.	Link Labor and Construction 10101 Fondren Road #265 Houston, Texas 77096 (832) 202-4447	Grounds Maintenance, Janitorial Maintenance, Pest Control, Tree Trimming, Water Meter Installation	3,178,033	38	11
61.	Lufkin State Supported Living Center 6844 Highway 69 North Pollok, Texas 75969 (936) 853-8350	No sales in Sept. 2022 – Aug. 2023	-	-	-
62.	Marian Moss Enterprises, Inc. 4001 Martin Luther King Jr Boulevard Lubbock, Texas 79404 (806) 763-1856	Litter Bags and Pickup Sticks, Wall Clocks, Grounds Maintenance, Litter Pickup, Picnic Area Maintenance, Roadside Maintenance	1,772,569	70	20
63.	Maverick County IDD Work Center Camino Real Community Services 757 Rio Grande Street Eagle Pass, Texas 78852 (830) 752-1346	Dips, Sauces, Condiments, Motivational Art, Photographs, Picture Frames	144,862	10	0
64.	New Hope Academy of Fort Worth 6917 Battle Creek Road Fort Worth, Texas 76116 (817) 377-8094	Envelopes, File Folders, Service Awards	234,877	1	0

Community Rehabilitation Program		Contract Services	\$ Total Contract Amount	Individuals With Disabilities	Individuals without Disabilities
65.	Nueces Center for Mental Health and Intellectual Disabilities MHMR of Nueces County 1630 South Brownlee Boulevard Corpus Christi, Texas 78404 (361) 886-6900	Grounds Maintenance, Litter Pickup	224,950	9	2
66.	Oak Creek Day Habilitation/ Vocational Center 1514 West Frank Street Lufkin, Texas 75904 (936) 633-7480	Delineator Replacement, Grounds Maintenance, Janitorial Maintenance, Litter Pickup, Mail Room Services, Picnic Area Maintenance	255,592	27	11
67.	ODJ, Inc. 11 Jacobs Street Huntsville, Texas 77320 (936) 296-9508	Grounds Maintenance, Janitorial Maintenance	15,107	4	0
68.	On Our Own Services, Inc. 2310 McAllister Road Houston, Texas 77092 (713) 688-6892	Grounds Maintenance, Janitorial Maintenance, Litter Pickup, Rest Area Maintenance	10,285,085	225	110
69.	Open Wings Independent Living Inc. 2800 Post Oak Boulevard, Suite 4100 Houston, Texas 77054 (832) 253-1155	Janitorial Maintenance	229,473	20	2
70.	Opportunities for Deserving Individuals, Inc. 5925 Phelan Boulevard Beaumont, Texas 77706 (409) 835-3547	Janitorial Maintenance	471,870	39	16
71.	Peak Performers St. Vincent DePaul Rehabilitation Service of Texas, Inc. 4616 Triangle Avenue, Suite 405 Austin, Texas 78751 (512) 453-8833	Temporary Employment Services	34,842,793	734	119
72.	PermiaCare Permian Basin Community Centers for MHMR 401 East Illinois Avenue, Suite 401 Midland, Texas 79701 (432) 570-3333	Janitorial Maintenance, Grounds Maintenance, Litter Barrel Pickup	185,918	28	0

Community Rehabilitation Program		Contract Services	\$ Total Contract Amount	Individuals With Disabilities	Individuals without Disabilities
73.	Precious Gems Services, Inc. 7702 Los Gatos Drive Dallas, Texas 75232 (972) 224-5638	Litter Pickup	18,587	Service was provided in FY 2022 and invoiced in FY 2023	-
74.	PRIDE Industries 11601 Pellicano Drive #B13 El Paso, Texas 79936 (916) 788-2134	Janitorial Maintenance	62,827	13	3
75.	Professional Contract Services, Inc. 718 FM 1626 West, Building 100 Austin, Texas 78748 (512) 358-8887	Air Filter Service, Janitorial Maintenance	1,307,103	41	5
76.	Readyone Industries 1414 Ability Drive El Paso, Texas 79936 (915) 858-7277	No sales in Sept. 2022 – Aug. 2023	-	-	-
77.	Redirection Opportunities 361 South Riverdale Drive Fort Worth, Texas 76104 (817) 335-1000	Grounds Maintenance, Janitorial Maintenance, Mowing Maintenance	143,798	23	0
78.	Relief Enterprise of Texas, Inc. 6448 Highway 290 East, Suite E-107 Austin, Texas 78723 (512) 467-0115	Bat Guano Removal, Grounds Maintenance, Janitorial Maintenance, Litter Pickup, Moving, Picnic Area Maintenance, Service Station Attendant	4,996,561	192	202
79.	RGG Construction Company 6700 North Mile 3-1/2 West Weslaco, Texas 78596 (956) 968-6773	No sales in Sept. 2022 - Aug. 2023	-	-	-
80.	RGR Industries, Inc. 6700 North Mile 3-1/2 West Weslaco, Texas 78596 (956) 968-6773	Drain Inlet Cleaning, Grounds Maintenance, Guard Rail Repair, Litter Pickup, Right of Way Mowing, Tree Trimming	5,122,160	19	5
81.	Rising Star Resource Development 4308 Bryan Street Dallas, Texas 75204 (972) 679-2965	Janitorial Maintenance	1,320,268	29	21

Community Rehabilitation Program		Contract Services	\$ Total Contract Amount	Individuals With Disabilities	Individuals without Disabilities
82.	Rising Star Resource Development Temporary Services 4308 Bryan Street Dallas, Texas 75204 (972) 679-2965	Temporary Employment Services	629,595	16	4
83.	RUCON, Inc. 7136 Highway 75 South Huntsville, Texas 77340 (936) 439-5271	Grounds Maintenance, Litter Pickup, Picnic Area Maintenance, Right of Way Mowing, Tree Removal	7,575,156	69	22
84.	San Antonio Lighthouse for the Blind 2305 Roosevelt Avenue San Antonio, Texas 78210 (210) 533-5195	Absorbent, Clamp Clips, Highlighters, Markers, Pencils, Pens, Spill Kits	64,293	50	0
85.	San Antonio State Supported Living Center 6711 South New Braunfels Avenue San Antonio, Texas 78223 (210) 531-5151	Picnic Area Maintenance	25,513	4	1
86.	Saumya, Inc. 1020 Martin Luther King Drive, Suite B Huntsville, Texas 77320 (832) 591-6771	Grounds Maintenance, Janitorial Maintenance, Moving, Tree Removal	55,183	4	3
87.	SDR & Associates, Inc. 22281 State Highway 64 Canton, Texas 75103 (214) 405-9097	Grounds Maintenance, Litter Pickup, Tree and Brush Control	864,240	5	1
88.	Second Chances - Starting Over Again 525 North Sam Houston Parkway East, Suite 172G Humble, Texas 77060 (713) 962-7167	Concrete Repair, Graffiti Removal, Janitorial Maintenance, Landscape Maintenance, Roadside Maintenance, Tree Trimming	3,365,576	21	5
89.	South Texas Housing and Community Development, Inc. 611 North Flores Street, Suite 200 San Antonio, Texas 78207 (210) 223-4088	No sales in Sept. 2022 - Aug. 2023	-	-	-

Community Rehabilitation Program		Contract Services	\$ Total Contract Amount	Individuals With Disabilities	Individuals without Disabilities
90.	South Texas Lighthouse for the Blind 4421 Agnes Street Corpus Christi, Texas 78405 (361) 883-6553	Awards, Bags, Binders, Cleaners, Drug Screening Tests, Envelopes, Labels, Locks and Tools, Lunch Tray, Metered Dispenser, Mouse Pads, Tabs, Toilet Tissue, Trash Can Liners	12,153,338	19	2
91.	Southeast Keller Corporation 12727 Featherwood Drive, Suite 130 Houston, Texas 77034 (713) 640-2730	Janitorial Maintenance	527,740	19	12
92.	Southeast Vocational Alliance, Inc. 12727 Featherwood Drive, Suite 130 Houston, Texas 77034 (713) 996-8171	Shipping Logistics	1,479,030	1	1
93.	Spindletop Center 655 South Eighth Street Beaumont, Texas 77701 (409) 784-5400	Janitorial Maintenance	828	Service was provided in FY 2022 and invoiced in FY 2023	-
94.	Squeaky Clean Solutions.org 28618 Hidden Cove Magnolia, Texas 77854 (281) 844-1687	No sales in Sept.2022 - Aug. 2023	-	-	-
95.	Tex-SpiceMedina County Shelter Workshop 198 County Road 6702 Devine, Texas 78016 (830) 663-9248	Headphones, Spices, Herbs, Seasonings	1,163,724	18	0
96.	Texana Center 1017-1/2 Alabama Road Wharton, Texas 77488 (979) 532-5900	Janitorial Maintenance	70,886	12	0
97.	Texas House Texas Alcoholism Foundation, Inc. 2208 West 34th Street Houston, Texas 77018 (713) 956-6337	Landscape Maintenance, Litter Pickup	1,238,138	270	3

Community Rehabilitation Program		Contract Services	\$ Total Contract Amount	Individuals With Disabilities	Individuals without Disabilities
98.	The EB Foundation 4402 Crosstown Expressway Corpus Christi, Texas 78415 (361) 857-6633	Grounds Maintenance, Janitorial Maintenance, Litter Pickup, Picnic Area Maintenance, Service Station Attendant	765,605	25	21
99.	The Homestead Community Development Corporation 10914 Bridlepark Circle Houston, Texas 77016 (713) 598-4803	No sales in September 2022 - August 2023	-	-	-
100.	The Phoenix Assembly 440 Louisiana Street, Suite 575 Houston, Texas 77002 (832) 659-4668	No sales in September 2022 - August 2023	-	-	-
101.	Training, Rehabilitation & Development Institute, Inc. 425 Soledad, Suite 800 San Antonio, Texas 78205 (210) 736-6675	No sales in September 2022 - August 2023	-	-	-
102.	Travis Association for the Blind 2307 Business Center Drive Austin, Texas 78744 (512) 442-2329	Awards, Binders, Bottles, Cleaners, Clipboards, Hand Cleaner, Hand Sanitizer, Rice, Sunscreen, Towels, Washcloths	1,829,242	21	2
103.	U&I Citizens Development Center 880 Ambassador Row Dallas, Texas 75247 (214) 637-2911	Janitorial Maintenance, Grounds Maintenance, Vehicle Maintenance	47,402	14	2
104.	U&I Citizens Development Center Temporary Services 880 Ambassador Row Dallas, Texas 75247 (214) 637-2911	Temporary Employment Services	4,841,475	1,191	0
105.	United Resource Group US 7011 Harwin Drive, Suite 210-12 Houston, Texas 77036 (832) 677-0138	Janitorial Maintenance	45,550	2	0

Community Rehabilitation Program		Contract Services	\$ Total Contract Amount	Individuals With Disabilities	Individuals without Disabilities
106.	Upper Valley Helpsource, Inc. 1809 Walker Drive Alice, Texas 78332 (361) 668-6818	Right of Way Mowing	739,149	21	5
107.	Vocational Opportunity Center of Northeast Texas, Inc. 3501 County Road 1200 Mount Pleasant, Texas 75455 (903) 572-2929	Delineator Replacement, Litter Pickup	453,332	14	1
108.	VRC Industries Austin State Supported Living Center 2203 West 35th Street Austin, Texas 78703 (512) 374-6667	Backup Horns, Binding, Compact Discs, Toothbrushes and Holders	280,254	59	0
109.	West Texas Centers for MHMR 501 Birdwell Lane, Suite 28-F Big Spring, Texas 79720 (432) 264-2676	Janitorial Maintenance, Picnic Area Maintenance	42,885	5	5
110.	West Texas Lighthouse for the Blind 555 East Sixth Street San Angelo, Texas 76903 (325) 653-4231	Badges, Bags, Calendars, Caps, Card Holders, Cleaners, Desk Accessories, Flags, Folders, Gloves, Lanyard, LED Bulbs, Protective Equipment, Soft Drink Mix, Writing Instruments	7,721,630	51	4
111.	Wilson County IDD Work Center Camino Real Community Services 1323 Third Street Floresville, Texas 78114 (830) 216-7402	Dips, Sauces, Condiments	415,639	24	0
112.	Woodcreek Outreach Rehabilitation Development 3575 FM 2434 Glidden, Texas 78943 (936) 661-0405	Janitorial Maintenance, Picnic Area Maintenance	200,684	5	1

Community Rehabilitation Program		Contract Services	\$ Total Contract Amount	Individuals With Disabilities	Individuals without Disabilities
113.	Woods Etc. Corpus Christi State Supported Living Center 902 Airport Road Corpus Christi, Texas 78405 (361) 883-1540	Broom and Dustpan Set, File Folders, Folding Chairs, Tables, Shredder Oil, Janitorial Maintenance	40,878	16	0
114.	Work Services Corporation 1343 Hatton Road Wichita Falls, Texas 76302 (817) 766-3207	Flags, Paper Clips, Clamps, Stakes, Janitorial Maintenance, Grounds Maintenance, Linen Folding, Litter Pickup, Picnic Area Maintenance, Rest Area Maintenance	9,767,167	116	94
115.	World Technical Services, Inc. 4903 Northwest Industrial Drive San Antonio, Texas 78238 (210) 333-1514	Carpet Cleaning, Grounds Maintenance, Janitorial Maintenance, Litter Pickup, Mowing, Pest Control, Picnic Area Maintenance, Tree Removal	6,685,266	333	122
116.	Xceed Resources Border TM Industries, Inc. 201 North Clark, Suite B El Paso, Texas 79905 (915) 779-6431	Grounds Maintenance, Landscape Maintenance, Litter Pickup	1,871,408	54	22
Total			228,973,871	6,459	1,783





101 East 15th Street
Austin, Texas 78778-0001
(800) 628-5115
twc.texas.gov

Equal Opportunity Employer/Program. Auxiliary aids and services are available upon request to individuals with disabilities. Relay Texas: 800-735-2989 (TTY) and 711 (Voice).