

Texas Workforce Commission  
*Infrastructure Services Department*

---

*Quarterly Report on State Agency Energy Savings*

*Program As Required by Executive Order RP-49*



Second Quarter  
Fiscal Year 2020



## Introduction

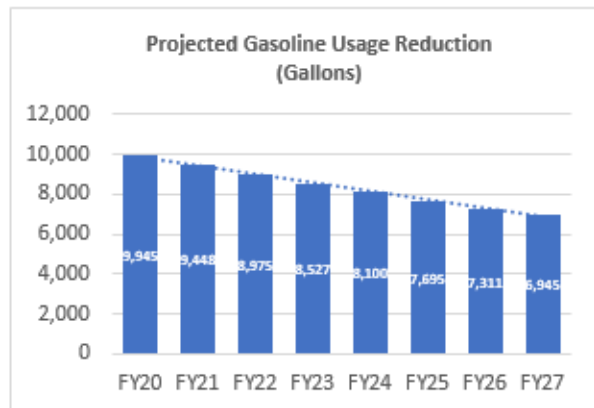
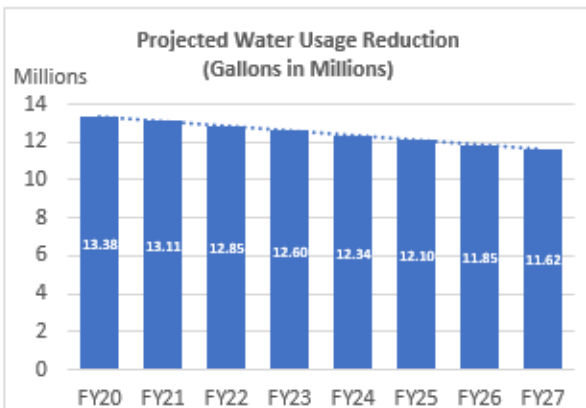
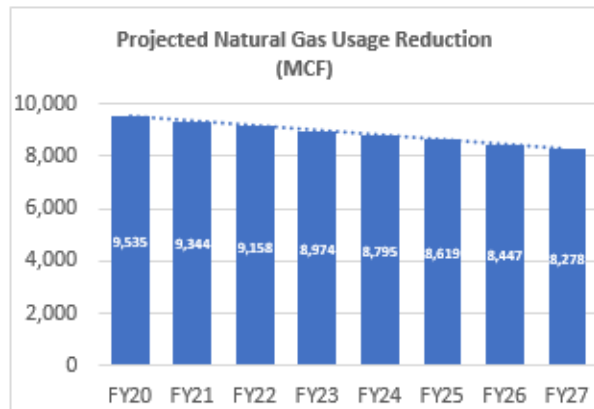
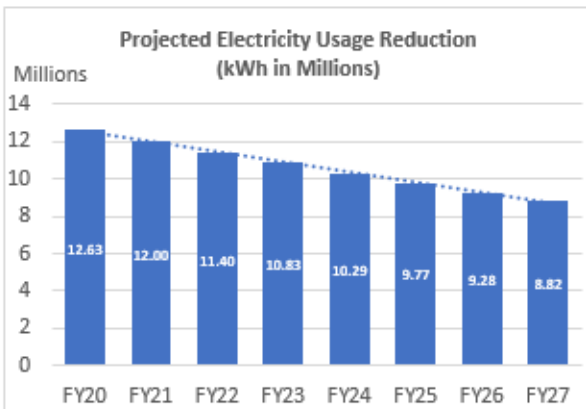
This report fulfills a legislative requirement for reporting updates on energy conservation as provided in Executive Order RP-49, Government Code, §447.009, and Health and Safety Code, §388.005.

Information included in this report is consistent with the goals identified in the 2020 Energy and Water Management Plan (“Plan”) for reducing electricity and gasoline by five percent and natural gas and water by two percent each fiscal year (FY) by target year FY27.

This is the second quarterly (Q2) report for FY20. The reporting period is December 2019 to February 2020.

## Goals

The following four bar graphs show projections based on goals established in the 2020 Plan. TWC continues efforts to meet established targets by FY27.

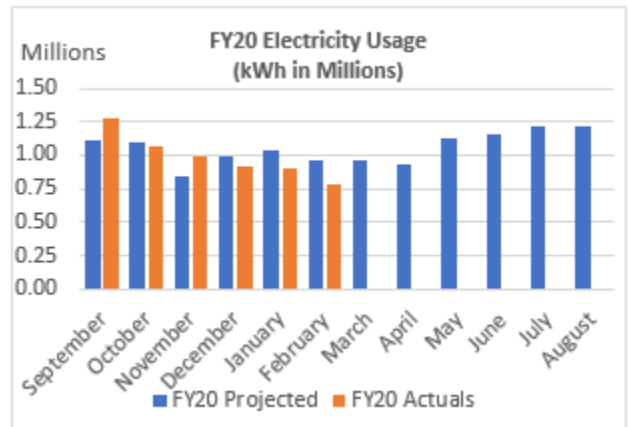


## Usage Updates

The next three bar graphs show electricity, natural gas, and water usage in Q2. FY20 projections are based on FY19 usage.

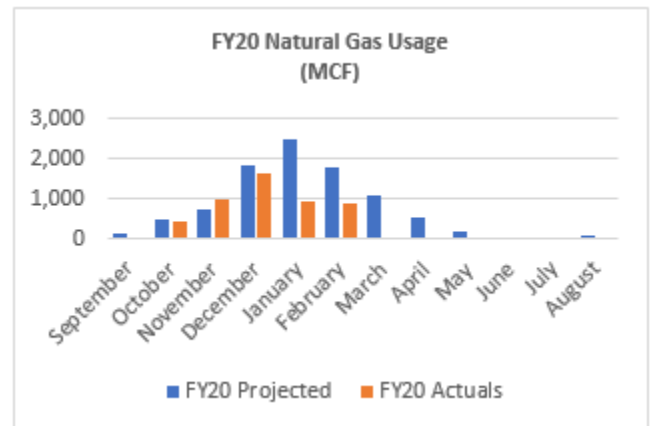
### Electricity Usage Update

Electricity usage in Q2 showed a reduction for all three months due to the mild weather.



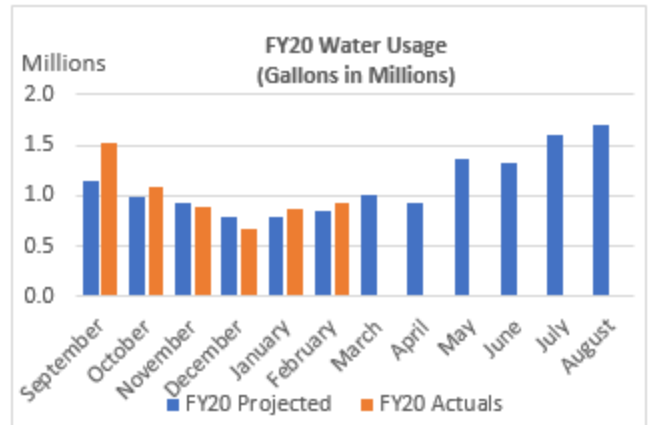
### Natural Gas Usage Update

Natural gas usage was consistently low in Q2. Usage was lower than projected for each of the three months in Q2.



## Water Usage Update

Water usage in January and February was slightly higher than projected due to irrigation system leaks at two locations. Water was turned off and repairs will be scheduled following shelter-in-place conclusion.

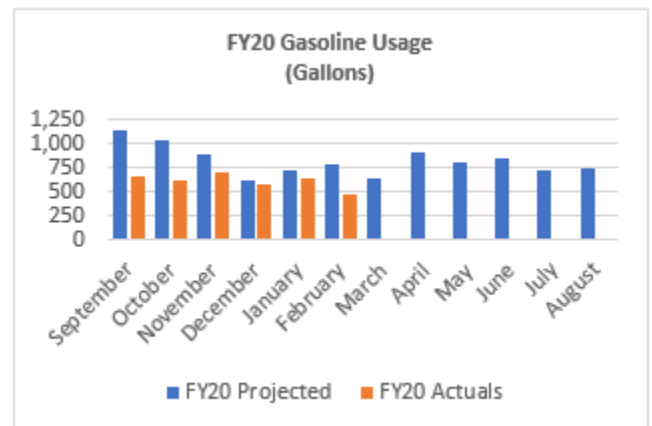


## Gasoline Usage Update

Gasoline usage was consistently lower than projected in Q2.

TWC maintains a fleet of 37 vehicles, of which 21 (57%) are alternative fuel capable.

As fleet vehicles age, TWC will be replacing them with vehicles that are alternative fuel capable.



## Initiatives to Reduce Energy Consumption

The following projects were in progress during Q2 FY20. Status updates are provided below.

1. Austin Guadalupe Heating, Venting and Air Conditioning (HVAC) Replacement: To replace existing air conditioning equipment, controls and components, improving functionality, indoor air quality and pressurization, and possibly reducing utility costs. **Status:** Project was completed in April 2020.
2. Austin Annex Air Handling Unit (AHU) Reconfiguration: To remove select units and replace with new modular fan wall systems, coil units, hydronic piping and controls. **Status:** Project completion further extended from January to May 2020 due to additional work required.
3. Austin Main Window/Glazing Replacement: To replace existing windows and sealant in the Main Building, resulting in reduced utility costs. **Status:** Project in progress.
4. CCRC Walk-in Cooler/Freezer Replacement: To replace two large and two small refrigerator/freezer coolers, possibly reducing utility costs. **Status:** Project in progress.