



# Texas ENVIRONMENTAL SCAN

Environment Scans (eScan) allow for a systematic method to prioritize VA resources and information sharing; resulting in a data-driven approach for outreach and engagement with Veterans, Family Members, Caregivers, and Survivors.


## STATE PROFILE SNAPSHOT




**State/County VA Partnership**  
**Texas Veterans Commission (TVC)** plays key role with CVEB by supporting and attending meetings. TVC has 8 major programs with 31 sub programs in support of Veterans




**Caregivers/Survivors**  
 Per VA Community Care, there are 1163 VA supported Caregivers in TX. There are 8 VA Caregiver Support Coordinator sites in TX.




**Veterans Service Office/Title 38 Capability & Capacity**  
 TX has 450 accredited Title 38, State, and County VSOs providing claims and benefit support services for veterans




**Suicide Prevention/Mental Health Veteran** The TX suicide Rate 32 per 100k which is at the same as the National Veteran rate of 32 per 100k. National suicide rate is (18.4)




**Employment & Jobs**  
 According to the U.S. Census Bureau, the Veteran unemployment rate in TX 4.3% slightly higher than the national average.<sup>2</sup>




**Housing & Homelessness**  
 The total number of Homeless Veteran is 1806. The total number of unsheltered Veteran is 581.




**Education**  
 According to the U.S. Census Bureau, the number of Veterans with some college or a degree in TX is 72.8% which is roughly 5% higher than the national average.<sup>4</sup>



**Women's Veteran Issues**  
 Female Veterans are 11.4% of population as compared to national average of 9.4%. Women veterans median income is \$10,500 less than their male counterparts.



**Transition Post-9/11 Veterans/Gulf War**  
 441,300 Veterans receive VA Compensation, and 20,263 veterans receive pension.



**Access to Healthcare, Benefits and Memorial Services** State total expenditures \$18.5B compensation/pension \$10.2b and unique patients served 513,806 by state.

## VETERAN DEMOGRAPHICS

<https://data.census.gov/cedsci/><sub>1</sub> (Updated: 17 Sep 20)  
<https://www.va.gov/vetdata/stateSummaries.asp><sub>2</sub> (Updated: 30 Sep 17)

Veteran Population <sub>1,2</sub>	Texas	National
Number of Veterans	1,405,059	17,418,351
Percent of Adult Population that are Veterans	6.5%	6.9%
Number of Women Veterans	160,263	1,636,487
Percent Women Veterans	11.4%	9.4%
Number of Military Retirees <sub>2</sub>	212,422	2,156,647
Percent of Veterans that are Military Retirees <sub>2</sub>	13.4%	10.8%
Number of Veterans Age 65 and Over	596,314	8,777,424
Percent of Veterans Age 65 and Over	42.4%	50.4%
Age Distribution <sub>1</sub>	Texas	National
75 years and over	18.9%	24.3%
65 to 74 years	23.5%	26.1%
55 to 64 years	17.2%	18.0%
35 to 54 years	29.3%	23.2%
18 to 34 years	11.1%	8.4%
Period of Service <sub>1</sub>	Texas	National
World War II	1.5%	2.2%
Korean War	4.7%	6.6%
Vietnam era	32.2%	35.6%
Gulf War I	27.1%	22.0%
Gulf War II	28.3%	21.7%
Household Income <sub>2</sub>	Texas	National
200k or more	6.0%	5.0%
100k to 199.9k	23.0%	21.0%
50k to 99.9k	36.0%	37.0%
25k to 49.9k	22.0%	26.0%
less than 25k	13.0%	11.0%
Educational Attainment <sub>1</sub>	Texas	National
Some college or Associate degree	40.4%	37.5%
Bachelor's or higher	32.4%	29.5%
VA Healthcare and Benefits <sub>2</sub>	Texas	National
Number of Veterans Receiving Disability Compensation	441,300	4,552,819
Number of Veterans Receiving Pension	20,263	276,570
Number of Dependency & Indemnity Comp Beneficiaries	37,967	411,390
Number of Education Beneficiaries	96,425	987,577
Number of Enrolls in VA Healthcare System	747,211	9,116,200
Number of Unique Patients Treated	513,806	6,035,183

CVEBS AND COMMUNITY GROUPS	PILOT PROGRAMS AND INITIATIVES IN ACTION	CHALLENGES/GAPS SUMMARY
<ul style="list-style-type: none"> <li>» Amarillo</li> <li>» Gulf Coast Region</li> <li>» Northeast TX</li> <li>» San Antonio Region</li> <li>» El Paso Borderplex</li> <li>» Rio Grande Valley</li> <li>» Combined Arms</li> <li>» East TX Comm Council</li> <li>» West Central TX</li> <li>» Leadership Taskforce</li> <li>» Central TX Coalition</li> <li>» Cameron CO Coalition</li> <li>» Denton CO Coalition</li> <li>» Veteran Services Alliance</li> <li>» Collin CO Coalition</li> <li>» North TX Coalition</li> <li>» Joint Base SA Coalition</li> <li>» Valley Coastal Bend Coalition</li> <li>» West TX Veteran Counseling</li> <li>» East TX Veterans Alliance</li> </ul>	<ul style="list-style-type: none"> <li>» Together With Veterans</li> <li>» SAMHSA Governor's Challenge</li> <li>» Mayor's Challenge</li> <li>» Bob Woodruff Foundation</li> <li>» Community Clergy Training</li> <li>» Texas Veteran Network</li> </ul>	<ul style="list-style-type: none"> <li>» Choice Program</li> <li>» Women Veteran Support</li> <li>» Community Care</li> <li>» Caregiver Support</li> <li>» Suicide Prevention Program Support</li> <li>» Homeless Veteran Support</li> <li>» Transportation in Rural Communities</li> <li>» Military Sexual Trauma</li> </ul>

Last updated: 01/21/21

\*All numbers rounded to the nearest whole percent.